

iCHAIR MC2

1.611

Allowed user weight

140 kg with seat lift CODE 27 (incl. additional load)

160 kg (incl. additional load)





Electrically adjustable legrest available as an option



Comfortable operation



Active LED lighting



Castor wheels with aluminium rim

The intelligent and variable Allrounder

EFFICIENCY

- Effectiveness through simple maintenance and a high level of service friendliness
- Little need for repairs by implementing high value and durable parts
- Modular structure of the iChair-family enables compatibility of parts and parts groups
- Numerous adjustment options allow individual adaptation
- Simplified reinstallation through perfect user size limitations, as for example a standard user weight of 160 kg

THERAPEUTIC BENEFIT

- Ideal for retaining mobility at home, at the desk or in the office
- Effective pressure relief and relaxing positioning for long term sitting, through large electric adjustment sectors
- Different seat systems according to the individual demands

FIELD OF USE

- For indoor and outdoor use
- For permanent and all-day use for independent mobility, also with extreme functional limitations
- For working and active people, who need one wheelchair for different everyday situations
- Suitable for outdoor use through large serial tyres and optionally available 10 km/h-version
- Indoor spaces can easily be mastered due to the compact dimensions and high level of agility

ORDER

COST ESTIMATE

CUSTOM DESIGN

Please fax the completed order form to: **05733 922 9311**

Customer service: **05733 922 311**

Billing address / Customer ref. no.:

Delivery address:

Consignment / Comments:

Order quantity:

MEYRA



Allowed user weight

140 kg with seat lift CODE 27 (incl. additional load)
160 kg (incl. additional load)



Hints

Our Terms and Conditions as stated at www.meyra.de/AGB shall apply
You can find information on the measurement process at www.meyra.de/messverfahren

Valid from 01/01/2021 - 12/31/2021.
Errors, misprints and changes reserved.

Use our K.I.S.S.S. for orders and configurations at www.kisss-by-meyra.de
You avoid queries and incorrect orders thanks to the buildability check



Technical specifications

¹⁾ see category seat width

²⁾ seat angle 4°

³⁾ without legrests and without armrests

⁴⁾ 60 mm with wheel size 9"/12" and 70 mm with 10"/14", 120 mm incl. step climber

⁵⁾ The adjustment range may deviate by max. +/-3° depending on SH and castor wheel size

⁶⁾ with armrest CODE 106

⁷⁾ up to height of seat pan

⁸⁾ seating systems belt / ErgoSeat / ERGOSTAR / RECARO

⁹⁾ 9"/10" castor wheel



Seat widths in mm	380 - 650 ¹⁾²⁾
Seat depth in mm	400 - 560 / 400 - 560 / 500 / 480 - 530 ²⁾⁸⁾
Back support height in mm	450 - 500 / 530 - 570 / 640 / 640 ²⁾⁸⁾
Lower shank length in mm	280 - 430 ²⁾⁷⁾
Arm support height in mm	240 - 350 ⁷⁾⁹⁾
Front seat height in mm	440 - 530
Seat height with Code 27 seat lift	460 - 760 / 490 - 790
Length with footrest in mm	1130
Length without footrests in mm	830
Ready for use width in mm	590 - 630
Height without head support in mm	930 - 1130
Transport length in mm	830
Transport height in mm	570
Front wheel size in mm	230 x 70 (9") / 260 x 70 (10")
Rear wheel size in mm	320 x 60 (12,5") / 356 x 75 (14")
Max. obstacle height in mm	70 ⁴⁾
Turning radius in mm	840

Please select by ticking the relevant boxes

*SBI - Sonderbau/Individuallösung

Standard version: If no other selection is made, the standard version will be delivered.

00 Chassis/Motorisation

CODE	SPEED	RANGE	MOTOR POWER
<input type="checkbox"/> 115	6 km/h	max. 40 km	2 x 220 W
<input type="checkbox"/> 115/903	6 km/h  Only in combination with R-Net	max. 40 km	2 x 300 W (reinforced)
<input type="checkbox"/> 117	10 km/h	max. 35 km	2 x 300 W
<input type="checkbox"/> 117/903	10 km/h  Only in combination with R-Net	max. 35 km	2 x 350 W (reinforced)

ESP drive stabilisation module

CODE	DESCRIPTION
<input type="checkbox"/> 918	ESP drive stabilisation module  Only in combination with R-Net LCD

Chassis options

CODE	DESCRIPTION
<input type="checkbox"/> 892	Standard suspension for user weight up to 120 kg
<input type="checkbox"/> 891	Reinforced suspension for user weight 120 - 160 kg

01 Seat width (Sw)

CODE	DESCRIPTION	SEAT SURFACE WIDTH
<input type="checkbox"/> 53	Seat width continuously adjustable from 530 to 650 mm through the arm supports	530 mm
<input type="checkbox"/> 48	Seat width continuously adjustable from 480 to 600 mm through the arm supports	480 mm
<input type="checkbox"/> 38	Seat width continuously adjustable from 380 to 500 mm through the arm supports	380 mm
<input type="checkbox"/> 43	Seat width continuously adjustable from 430 to 550 mm through the arm supports	430 mm

Please select by ticking the relevant boxes

*SBI - Sonderbau/Individuallösung

Standard version: If no other selection is made, the standard version will be delivered.

02 Front seat height (FSH) in combination with steering wheel (without seat cushion)

Code	Ø	rim	Tyres	Front seat height in mm (FSH)					
				440	460	480	500	510	530
163/146	9"	Plastic	Puncture protected pneumatic tyres	<input type="checkbox"/>		<input type="checkbox"/>		<input type="checkbox"/>	
163/900	9"	Plastic	Puncture-proof tyres	<input type="checkbox"/>		<input type="checkbox"/>		<input type="checkbox"/>	
142/146	10"	Alu	Puncture protected pneumatic tyres		<input type="checkbox"/>		<input type="checkbox"/>		<input type="checkbox"/>
142/900	10"	Alu	Puncture-proof tyres		<input type="checkbox"/>		<input type="checkbox"/>		<input type="checkbox"/>

Steering wheel options

CODE DESCRIPTION

816 Splash guard for steering wheels

03 Drive wheels

Code	Ø	rim	Puncture- resistant pneumatic tyres CODE 846		Puncture proof tyre CODE 904	
			grey	black	grey	black
815	12"	Aluminium rim	<input type="checkbox"/>		<input type="checkbox"/>	
460	14"	Aluminium rim	<input type="checkbox"/>	<input type="checkbox"/>	<input type="checkbox"/>	<input type="checkbox"/>

Drive wheel options

CODE DESCRIPTION

824 Splash guard for drive wheels

816 Splash guard for steering wheels

Please select by ticking the relevant boxes

S *SBI - Sonderbau/Individuallösung

Standard version: If no other selection is made, the standard version will be delivered.

05 Seat camber

CODE	DESCRIPTION	Seat angle
<input type="checkbox"/> 119	Mechanic seat tilt, in steps	0° to +10°
<input type="checkbox"/> 118	Electric seat tilting continuously by 28 degrees ! Only in combination with adjustment module VR2 CODE 682	-2° to +26°
<input type="checkbox"/> 27	Cross-lift 300 mm lift incl. seat tilting ! Only in combination with R-NET	0° to +30°
<input type="checkbox"/> 4118	Electric seat tilt stepless by 50 degrees ! Only in combination with R-NET	0° - 50°

06 Seat depth

	400 mm	430 mm	460 mm	490 mm	530 mm	560 mm
Seat depth	<input type="checkbox"/>	<input type="checkbox"/>	<input type="checkbox"/>	<input type="checkbox"/>	<input type="checkbox"/>	<input type="checkbox"/>

07 Seat-/back systems

Please consider the front height of the seat cushion: Standard-Seat cushion +60 mm, ErgoSeat +70 mm

CODE	Seat	Back systems				
		Standard CODE 737A	adjustable strap CODE 737B	ErgoSeat CODE 949	ErgoSeatPRO CODE 2019	Round tubing CODE 608
738	Seat belt	<input type="checkbox"/>	<input type="checkbox"/>	<input type="checkbox"/>		<input type="checkbox"/>
4276	Seat pan	<input type="checkbox"/>	<input type="checkbox"/>	<input type="checkbox"/>	<input type="checkbox"/>	<input type="checkbox"/>
948	ErgoSeat-seat			<input type="checkbox"/>	<input type="checkbox"/>	<input type="checkbox"/>

! Seat depths vary depending on seat type. Overview and custom sizes on request

07 Seat cushions

CODE	DESCRIPTION
<input type="checkbox"/> 561	Seat cushions

Please select by ticking the relevant boxes

*SBI - Sonderbau/Individuallösung

Standard version: If no other selection is made, the standard version will be delivered.

Optional seat units

Please consider the front height of the seat cushion: ERGOSTAR + 120 mm and RECARO + 150 mm

CODE	Seat unit	Back support	
		mechanical	electric
961	ERGOSTAR anatomically formed seat system	<input type="checkbox"/>	
579/567	RECARO S/F short seat with little side surface	<input type="checkbox"/>	<input type="checkbox"/>
580/578	RECARO M/W long seat with very long side bolsters	<input type="checkbox"/>	<input type="checkbox"/>
581/584	RECARO L/X long seat with pronounced lateral guidance	<input type="checkbox"/>	<input type="checkbox"/>

 Longer delivery time for RECARO

08 ErgoSeat-covers

CODE	DESCRIPTION
<input type="checkbox"/> 237	ErgoSeat cover, textile, black, with grey seams
<input type="checkbox"/> 4980	ErgoSeat-cover, incontinenc, black

ErgoSeatPRO accessory back

CODE	DESCRIPTION	Mass in mm (H X W Inside/Outside x D)
<input type="checkbox"/> 2021	Thorax cushions, pair, large	310 x 125/70 x 140
<input type="checkbox"/> 2032	Thorax cushions, pair, small	230 x 120/60 x 125

09 Recaro remuneration

CODE	DESCRIPTION
<input type="checkbox"/> 235	Recaro cover, textile, black
<input type="checkbox"/> 254	Recaro cover, synthetic leather, black

Please select by ticking the relevant boxes

*SBI - Sonderbau/Individuallösung

Standard version: If no other selection is made, the standard version will be delivered.

10 Back support options (Adjustments)

CODE	DESCRIPTION
<input type="checkbox"/> 814	Continuous push bar ⚠ not in combination with RECARO or ERGOSTAR seating system
<input type="checkbox"/> 410	Single push handles incl. stabiliser rod
<input type="checkbox"/> 2814	Through push bar for RECARO / ERGOSTAR seating system ⚠ only in combination with RECARO or ERGOSTAR
<input type="checkbox"/> 913	Head support, synthetic leather black
<input type="checkbox"/> 401	Mechanical back adjustment -10° bis 30°/10° steps
<input type="checkbox"/> 25	Electric back adjustment -10° to 50° stepless ⚠ Only in combination with adjustment module VR2 CODE 682

11 Arm supports and arm pads

CODE	DESCRIPTION	Functions
<input type="checkbox"/> 106	Standard arm support with upholstered arm pad and black clothes guard	1,2,3,4
<input type="checkbox"/> 4960	Arm support with upholstered arm support, satined clothes guard and slight depression in the padded arm support	1,2,3,4
<input type="checkbox"/> 21	Arm support with upholstered arm support, satined clothes guard and long angled padded arm support	1,2,3,4
<input type="checkbox"/> 24	Arm support with padded arm support, swivelling and angle adjustable Differing arm support height 190 - 230 mm ⚠ Only i.c. with operating module bracket CODE 4859	
<input type="checkbox"/> 14	High-quality armrests on the backrest, adjustable in width, height and angle	
<input type="checkbox"/> 769	Satined clothes guard without arm support ⚠ only i.c. with arm support CODE 24	
<input type="checkbox"/> 4422	Armrest fixation in initial position ⚠ only i.c. with armrest CODE 14	

Please select by ticking the relevant boxes

S *SBI - Sonderbau/Individuallösung

Standard version: If no other selection is made, the standard version will be delivered.

Armrest hemiplegia

CODE	DESCRIPTION
<input type="checkbox"/> 4982	Hemiplegia forearm rest, swing-away a. height adjustable ⚠ <i>not in conjunction with CODE 24 Side panel with padded armrest, swivel-up always opposite to the control module side For forearm length to the middle of the hand 36cm +/- 2cm</i>
<input type="checkbox"/> 4983	Extension for hemiplegia forearm shell ⚠ <i>only in conj. with CODE 4982 Hemi forearm support For forearm length to the middle of the hand 43cm +/- 2cm</i>

Hand Rest Hemiplegia

CODE	DESCRIPTION
<input type="checkbox"/> 4985	Hemi hand rest flat ⚠ <i>Only in combination with CODE 4983 Hemi forearm tray</i>
<input type="checkbox"/> 4987	Hemi hand rest with ergonomic handle on the left ⚠ <i>Only in combination with CODE 4983 hemi forearm tray Control module side right CODE 60</i>
<input type="checkbox"/> 4986	Hemi hand rest with ergonomic handle on the right ⚠ <i>Only in combination with CODE 4983 hemi forearm tray Media module page left CODE 74</i>

12 Leg supports

CODE	DESCRIPTION
<input type="checkbox"/> 93	Legrests, detachable and swing-away
<input type="checkbox"/> 92	Leg supports, swivelling upward, removable and swing-away ⚠ <i>Not i.c.w. Footrest CODE 54</i>
<input type="checkbox"/> 86	Legrests, electrically swivelling upward, removable and swing-away ⚠ <i>Only i.c.w. operating module R-NET CODE 702 not i.c.w. footrest CODE 54</i>

13 Footrests

CODE	DESCRIPTION	depth	LSL
<input type="checkbox"/> 54	Continuous footrest, 60 mm depth adjustable (in 4 steps), flip-up, height and angle adjustable ⚠ <i>Only i.c.w. leg support Code 93</i>	150 mm	280-430mm
<input type="checkbox"/> 798	Two-piece footrest flip up, height and angle adjustable	150 mm	280-430mm

Please select by ticking the relevant boxes

*SBI - Sonderbau/Individuallösung

Standard version: If no other selection is made, the standard version will be delivered.

14 Batteries and Chargers

CODE	DESCRIPTION	RANGE
<input type="checkbox"/> 5159	Maintenance free batteries approx. 43 Ah (5h), 50 Ah (20h)	25 km
<input type="checkbox"/> 5158	Maintenance-free batteries approx.66 Ah (5h), 80 Ah (20h)	40 km
<input type="checkbox"/> 732	Charger 6 A for 50 Ah(20h)	
<input type="checkbox"/> 733	Charger 12 A recommended for 73 Ah(20h)	

15 Lighting

CODE	DESCRIPTION
<input type="checkbox"/> 932	Active LED-lighting front and rear acc. to StVZO

16 Joystick modules and accessories

Code	Control modules	CONTROL			
		none	2 / 682	6 / 678	8 / 4260
408	VR2	<input type="checkbox"/>	<input type="checkbox"/>		
702/415	R-NET LED			<input type="checkbox"/>	
702/416	R-NET LCD			<input type="checkbox"/>	
702/398	R-NET LCD IR/BT			<input type="checkbox"/>	
702/839	R-NET OMNI II			<input type="checkbox"/>	

External adjustment module

CODE	DESCRIPTION
<input type="checkbox"/> 4615	External adjustment keypad for directly selecting and activating five seat functions, also while driving, assembly on the control module side ⚠️ Only in combination with R-NET
<input type="checkbox"/> 4615	External adjustment keypad for directly selecting and activating five seat functions, also while driving, assembly on the opposite side to the control module ⚠️ Only in combination with R-NET

Please select by ticking the relevant boxes

*SBI - Sonderbau/Individuallösung

Standard version: If no other selection is made, the standard version will be delivered.

Key	without assignmen	Back support	Seat	CM left	CM right	CM synchron	Seatlift
(1)	<input type="checkbox"/>	<input type="checkbox"/>	<input type="checkbox"/>	<input type="checkbox"/>	<input type="checkbox"/>	<input type="checkbox"/>	
(2)	<input type="checkbox"/>	<input type="checkbox"/>	<input type="checkbox"/>	<input type="checkbox"/>	<input type="checkbox"/>	<input type="checkbox"/>	
(3)	<input type="checkbox"/>	<input type="checkbox"/>	<input type="checkbox"/>	<input type="checkbox"/>	<input type="checkbox"/>	<input type="checkbox"/>	
(4)	<input type="checkbox"/>	<input type="checkbox"/>	<input type="checkbox"/>	<input type="checkbox"/>	<input type="checkbox"/>	<input type="checkbox"/>	
(5)	<input type="checkbox"/>	<input type="checkbox"/>	<input type="checkbox"/>	<input type="checkbox"/>	<input type="checkbox"/>	<input type="checkbox"/>	

Assembly of the operating module

CODE	DESCRIPTION	CONTROLS
<input type="checkbox"/> 74	Assembly right	
<input type="checkbox"/> 60	Assembly left	

17 Operating module bracket

CODE	DESCRIPTION
<input type="checkbox"/> 4859	Operating module bracket, length adjustable
<input type="checkbox"/> 4566	Operating module bracket, length and height adjustable
<input type="checkbox"/> 4860	Operating module bracket, length and height adjustable, swivelling to the side (e.g. on a table)
<input type="checkbox"/> 4874	Protection bar for operating module VR2 and R-NET
<input type="checkbox"/> 851	Operating module bracket for accompanying person (operating module can be moved from the front to the rear) ⚠ Only i.c.w. continuous pushing bar CODE 814

18 Special operating modules

CODE	DESCRIPTION
<input type="checkbox"/> 4660	Table plate with recess (centred) for operating module, swivelling to the right
<input type="checkbox"/> 4661	Table plate with recess (centred) for operating module, swivelling to the left
<input type="checkbox"/> 813	Table top control, completely swivelling
<input type="checkbox"/> 4789	Additional operating module with priority switch for accompanying person, incl. assembly on the frame tube

Please select by ticking the relevant boxes

*SBI - Sonderbau/Individuallösung

Standard version: If no other selection is made, the standard version will be delivered.

 Only in combination with joystick module R-NET with LED-Display CODE 702/416 or OMNI II Surround control CODE 839

 Only in combination with joystick module R-NET with LED-Display CODE 702/416 or OMNI II Surround control CODE 839

 Only in combination with joystick module R-NET with LED-Display CODE 702/416 or OMNI II Surround control CODE 839

 Only in combination with joystick module R-NET with LED-Display CODE 702/416 or OMNI II Surround control CODE 839

 Only in combination with joystick module R-NET OMNI II CODE 702/839

 Only in combination with joystick module R-NET OMNI II CODE 702/839

 Only in combination with joystick module R-NET OMNI II CODE 702/839

 Only in combination with joystick module R-NET OMNI II CODE 702/839

 Only in combination with joystick module R-NET OMNI II CODE 702/839

 Only in combination with joystick module R-NET OMNI II CODE 702/839

 Only in combination with joystick module R-NET OMNI II CODE 702/839

 Only i.c.w. CODE 4611 MicroPilot Zero-point joystick or CODE 4612 MicroGuide joystick

Joystick attachments

CODE	DESCRIPTION
<input type="checkbox"/> 553	Tetra-fork vertical
<input type="checkbox"/> 556	Tetra-fork horizontal
<input type="checkbox"/> 734	Tetra-fork horizontal, adjustable to hand width
<input type="checkbox"/> 4589	Mushroom grip
<input type="checkbox"/> 4590	Ball grip
<input type="checkbox"/> 4591	T-grip
<input type="checkbox"/> 4593	Stem grip
<input type="checkbox"/> 4594	Button grip
<input type="checkbox"/> 4595	Softball

Please select by ticking the relevant boxes

*SBI - Sonderbau/Individuallösung

Standard version: If no other selection is made, the standard version will be delivered.

19 Frame colours

CODE	FRAME	AKZENTE
<input type="checkbox"/> 207	Matt black	
<input type="checkbox"/> 212	Matt black	Polar white
<input type="checkbox"/> 5220/212	Polar white	Polar white
<input type="checkbox"/> 186	Matt black	Magic Blue
<input type="checkbox"/> 5220/186	Magic Blue	Magic Blue
<input type="checkbox"/> 227	Matt black	Red Metallic
<input type="checkbox"/> 5220/227	Red Metallic	Red Metallic
<input type="checkbox"/> 180	Matt black	Lemon reflex
<input type="checkbox"/> 5220/180	Lemon reflex	Lemon reflex
<input type="checkbox"/> 214	Matt black	Sun yellow
<input type="checkbox"/> 5220/214	Sun yellow	Sun yellow

Please select by ticking the relevant boxes



*SBI - Sonderbau/Individuallösung

Standard version: If no other selection is made, the standard version will be delivered.

20 Accessories

CODE	DESCRIPTION
<input type="checkbox"/> 906	Rear-view mirror right
<input type="checkbox"/> 927	Rear-view mirror left
<input type="checkbox"/> 994	Baggage rack with metal rods
<input type="checkbox"/> 970	Walking aid holder
<input type="checkbox"/> 4795	Anti-theft function, key  only i.c. with R-Net
<input type="checkbox"/> 833	Retaining strap with buckle
<input type="checkbox"/> 721	Lap belt for ISO-transport safety
<input type="checkbox"/> 4646	Therapy table swivelling sideways
<input type="checkbox"/> 590	Abduction wedge  Only i.c.w. ErgoSeat CODE 948 or seat plate CODE 4276
<input type="checkbox"/> 862	Step climber
<input type="checkbox"/> 260	Memory-function for head support
<input type="checkbox"/> 957	Rigid side cushion (pair)
<input type="checkbox"/> 954	swivel away side cushion (pair)  Not i.c.w. arm supports CODE 24
<input type="checkbox"/> 781	USB charging socket
<input type="checkbox"/> 782	Receptacle for mobile phone bracket
<input type="checkbox"/> 2676	Warning sign sticker
<input type="checkbox"/> 676	Rear marking plate

50 Service

CODE	Item	DESCRIPTION
<input type="checkbox"/>	55704	Flat fee for customised parameterisation (not eligible for discounts)  The on-the-spot service covers only simple adjustment of parameter sets, such as acceleration, speed etc.
<input type="checkbox"/>	55709	Medically required parameterisation of the standing and lie-down module to customer-specific settings (not eligible for discounts)  The on-the-spot service covers simple program adjustments as well as the integration of special controls.

Remarks

Date

City

Signature