

iCHAIR MC3

1.612

Allowed user weight

150 kg with seat lift CODE 27 (incl. additional load)

160 kg (incl. additional load)





Serviceability: Easy battery maintenance thanks to pull-out battery case



300 mm seat lift



Long-life LED lighting



All-wheel suspension

Design meets function

EFFICIENCY

- Effectiveness through simple maintenance and a high level of service friendliness
- Little need for repairs by implementing high value and durable parts
- Modular structure of the iChair-family enables compatibility of parts and parts groups
- Numerous adjustment options allow individual adaptation
- Simplified reinstallation through perfect user size limitations, as for example a standard user weight of 160 kg

THERAPEUTIC BENEFIT

- Ideal for retaining mobility at home, at the desk or in the office
- Effective pressure relief and relaxing positioning for long term sitting, through large electric adjustment sectors
- Different seat systems according to the individual demands
- Ideal driving comfort for long distances through serial all-wheel suspension
- The stable 300 mm seat lift supports the mobilisation and social integration of the user

FIELD OF USE

- For indoor and outdoor use
- For permanent and all-day use for independent mobility, also with extreme functional limitations
- For working and active people, who need one wheelchair for different everyday situations
- Suited for outdoors through serial large tyres
- Indoor spaces can easily be mastered due to the compact dimensions and high level of agility

ORDER

COST ESTIMATE

CUSTOM DESIGN

Please fax the completed order form to: 05733 922 9311

Customer service: 05733 922 311

Billing address / Customer ref. no.:

Delivery address:

Consignment / Comments:

Order quantity:

MEYRA



Allowed user weight

150 kg with seat lift CODE 27 (incl. additional load)
160 kg (incl. additional load)



Hints

Our Terms and Conditions as stated at www.meyra.de/AGB shall apply
You can find information on the measurement process at www.meyra.de/messverfahren

Valid from 01/01/2021 - 12/31/2021.
Errors, misprints and changes reserved.

Use our K.I.S.S.S. for orders and configurations at www.kisss-by-meyra.de
You avoid queries and incorrect orders thanks to the buildability check



Technical specifications

Seat widths in mm	380 - 650
Seat depth in mm	400 - 560/400 - 560/500/480 - 530
Back support height in mm	450 - 500 / 530 - 570 / 640 / 640
Lower shank length in mm	280 - 430/350 - 500/350 - 500/350 - 500
Arm support height in mm	240 - 350/180 - 290/140 - 250/180 - 290
Front seat height in mm	460 - 520/530 - 590/580 - 640/610 - 670
Length with footrest in mm	1170
Length without footrests in mm	870
Ready for use width in mm	630
Height without head support in mm	970 - 1140
Transport length in mm	870
Transport height in mm	590
Front wheel size in mm	260 x 70 (10")
Rear wheel size in mm	356 x 75 (14")
Max. obstacle height in mm	70
Turning radius in mm	900
Max. range in km with 38 Ah (5 h), 45 Ah (20h) battery	25 - 30
Range with battery 63 Ah (5h), 73 Ah (20h)	35 - 40

Please select by ticking the relevant boxes

S *SBI - Sonderbau/Individuallösung

Standard version: If no other selection is made, the standard version will be delivered.

Chassis options

CODE	DESCRIPTION
<input type="checkbox"/> 892	Standard suspension for user weight up to 120 kg
<input type="checkbox"/> 891	Standard suspension for client weight up to 160 kg

01 Seat width (SW)

CODE	DESCRIPTION	SEAT SURFACE WIDTH
<input type="checkbox"/> 38	Seat width continuously adjustable from 380 to 500 mm through the arm supports ⚠ not in combination with ErgoSeatPRO CODE 2019	380 mm
<input type="checkbox"/> 43	Seat width continuously adjustable from 430 to 550 mm through the arm supports	430 mm
<input type="checkbox"/> 48	Seat width continuously adjustable from 480 to 600 mm through the arm supports ⚠ Not in conjunction with FSH 460 mm	480 mm
<input type="checkbox"/> 53	Seat width continuously adjustable from 530 to 650 mm through the arm supports ⚠ Not in conjunction with ErgoSeatPRO CODE 2019 ⚠ Not in conjunction with FSH 460 mm	530 mm

02 Front seat height (FSH) in combination with steering wheel (without seat cushion)

Code	Ø	Front seat height in mm (FSH)				
		rim	Tyres	460	490	520
142/146	10"	Aluminium rim	Puncture protected pneumatic tyres	<input type="checkbox"/>	<input type="checkbox"/>	<input type="checkbox"/>
142/900	10"	Aluminium rim	Puncture-proof tyres	<input type="checkbox"/>	<input type="checkbox"/>	<input type="checkbox"/>

Steering wheel options

CODE	DESCRIPTION
<input type="checkbox"/> 816	Splash guard for steering wheels

Please select by ticking the relevant boxes

S *SBI - Sonderbau/Individuallösung

Standard version: If no other selection is made, the standard version will be delivered.

03 Drive wheels

Code	Ø	rim	Puncture- resistant pneumatic tyres CODE 846		Puncture proof tyre CODE 904	
			grey	black	grey	black
460	14"	Aluminium rim	<input type="checkbox"/>	<input type="checkbox"/>	<input type="checkbox"/>	<input type="checkbox"/>

Drive wheel options

CODE	DESCRIPTION
<input type="checkbox"/> 824	Splash guard for drive wheels
<input type="checkbox"/> 816	Splash guard for steering wheels

05 Seat camber

CODE	DESCRIPTION	SEAT ANGLING/LIFT
<input type="checkbox"/> 119	Mechanic seat tilt, in steps	0° to +10°
<input type="checkbox"/> 118	Electric seat tilting continuously by 35 degrees ⚠ Only in combination with adjustment module VR2 CODE 682	-2° to +33°

Seatlift

CODE	DESCRIPTION
<input type="checkbox"/> 27	Electric seat lift 150 kg ⚠ Only i.c.w. operating module R-NET CODE 702

06 Seat depth

	400 mm	430 mm	460 mm	490 mm	530 mm	560 mm
Seat depth	<input type="checkbox"/>	<input type="checkbox"/>	<input type="checkbox"/>	<input type="checkbox"/>	<input type="checkbox"/>	<input type="checkbox"/>

Please select by ticking the relevant boxes

*SBI - Sonderbau/Individuallösung

Standard version: If no other selection is made, the standard version will be delivered.

07 Seat-/back systems

CODE	Seat	Back systems				
		Standard	Adjustment	ErgoSeat	ErgoSeatPRO	Round tubing 22 mm
4276	Seat pan	<input type="checkbox"/>	<input type="checkbox"/>	<input type="checkbox"/>	<input type="checkbox"/>	<input type="checkbox"/>
948	ErgoSeat-seat			<input type="checkbox"/>	<input type="checkbox"/>	<input type="checkbox"/>

Seat cushions

CODE	DESCRIPTION
<input type="checkbox"/> 561	Seat cushion, textile, black

Optional seat units

CODE	Seat unit	Back support	
		mechanical	electric
961	ERGOSTAR anatomically formed seat system	<input type="checkbox"/>	
579/567	RECARO S/F short seat with little side surface	<input type="checkbox"/>	<input type="checkbox"/>
580/578	RECARO M/W long seat with very long side bolsters	<input type="checkbox"/>	<input type="checkbox"/>
581/584	RECARO L/X long seat with pronounced lateral guidance	<input type="checkbox"/>	<input type="checkbox"/>

08 ErgoSeat-covers

CODE	DESCRIPTION
<input type="checkbox"/> 237	ErgoSeat-cover, textile, black-grey plaid
<input type="checkbox"/> 4980	ErgoSeat-cover, incontinenc, black

ErgoSeatPRO accessory back

CODE	DESCRIPTION	Mass in mm (H X W Inside/Outside x D)
<input type="checkbox"/> 2021	Thorax cushions, pair, large	310 x 125/70 x 140
<input type="checkbox"/> 2032	Thorax cushions, pair, small	230 x 120/60 x 125

Please select by ticking the relevant boxes

*SBI - Sonderbau/Individuallösung

Standard version: If no other selection is made, the standard version will be delivered.

09 Recaro remuneration

CODE	DESCRIPTION
<input type="checkbox"/> 235	Recaro cover, textile, black
<input type="checkbox"/> 254	Recaro cover, synthetic leather, black

10 Back support options (Adjustments)

CODE	DESCRIPTION
<input type="checkbox"/> 814	Continuous push bar
<input type="checkbox"/> 410	Single push handles incl. stabiliser rod
<input type="checkbox"/> 2814	Continuous push bar for RECARO seat systems ⚠ Only in combination with RECARO
<input type="checkbox"/> 913	Head support, synthetic leather black
<input type="checkbox"/> 401	Mechanical back support adjustment
<input type="checkbox"/> 25	Electric back support adjustment ⚠ Only in combination with adjustment module VR2 CODE 682

11 Arm supports and arm pads

CODE	DESCRIPTION	Functions
<input type="checkbox"/> 106	Standard arm support with upholstered arm pad and black clothes guard	1,2,3,4
<input type="checkbox"/> 4960	Arm support with upholstered arm support, satined clothes guard and slight depression in the padded arm support	1,2,3,4
<input type="checkbox"/> 21	Arm support with upholstered arm support, satined clothes guard and long angled padded arm support	1,2,3,4
<input type="checkbox"/> 24	Arm support with padded arm support, swivelling and angle adjustable Differing arm support height 190 - 230 mm	

Please select by ticking the relevant boxes

*SBI - Sonderbau/Individuallösung

Standard version: If no other selection is made, the standard version will be delivered.



 only i.c. with arm support CODE 24

 only i.c. with armrest CODE 14

 Please specify required text

 Please specify required text



Armrest hemiplegia

CODE	DESCRIPTION
<input type="checkbox"/> 4982	Hemiplegia forearm rest, swing-away a. height adjustable For Unteramlänge to middle of the hand 36cm +/- 2cm  not in combination with CODE 24 armrest swiveling up
<input type="checkbox"/> 4983	Extension for hemiplegia forearm shell For forearm length to middle of hand 43cm +/- 2cm  Only in combination with CODE 4983 Hemi forearm tray

Hand Rest Hemiplegia

CODE	DESCRIPTION
<input type="checkbox"/> 4985	Hemi hand rest flat
<input type="checkbox"/> 4987	Hemi hand rest with ergonomic handle on the left
<input type="checkbox"/> 4986	Hemi hand rest with ergonomic handle on the right

12 Leg supports

CODE	DESCRIPTION
<input type="checkbox"/> 93	Legrests, detachable and swing-away
<input type="checkbox"/> 92	Leg supports, swivelling upward, removable and swing-away  Not i.c.w. Footrest CODE 54
<input type="checkbox"/> 86	Legrests, electrically swivelling upward, removable and swing-away  Only i.c.w. operating module R-NET CODE 702 not i.c.w. footrest CODE 54

Please select by ticking the relevant boxes

*SBI - Sonderbau/Individuallösung

Standard version: If no other selection is made, the standard version will be delivered.

13 Footrests

CODE	DESCRIPTION	depth	LSL
<input type="checkbox"/> 54	Continuous footrest, 60 mm depth adjustable (in 4 steps), flip-up, height and angle adjustable ⚠ Only i.c.w. leg support Code 93	150 mm	280-430mm
<input type="checkbox"/> 798	Two-piece footrest flip up, height and angle adjustable	150 mm	280-430mm
<input type="checkbox"/> 105	Footboard adapter: abduction +/- 25 mm each side		
<input type="checkbox"/> 822	Shoe fastening strap (pair)		
<input type="checkbox"/> 823	Heel cup (pair)		

14 Batteries and Chargers

CODE	DESCRIPTION	RANGE
<input type="checkbox"/> 5159	Maintenance free batteries approx. 43 Ah (5h), 50 Ah (20h)	25 km
<input type="checkbox"/> 5158	Maintenance-free batteries approx.66 Ah (5h), 80 Ah (20h)	40 km
<input type="checkbox"/> 732	Charger 8 A for 50 Ah(20h)	
<input type="checkbox"/> 733	Charger 12 A recommended for 73 Ah(20h)	

15 Lighting

CODE	DESCRIPTION
<input type="checkbox"/> 932	Active LED-lighting front and rear acc. to StVZO

16 Joystick modules and accessories

Code	Control modules	CONTROL			
		none	2 / 682	6 / 678	8 / 4260
408	VR2	<input type="checkbox"/>	<input type="checkbox"/>		
702/415	R-NET LED			<input type="checkbox"/>	
702/416	R-NET LCD			<input type="checkbox"/>	
702/398	R-NET LCD IR/BT			<input type="checkbox"/>	
702/839	R-NET OMNI II			<input type="checkbox"/>	

Please select by ticking the relevant boxes

S *SBI - Sonderbau/Individuallösung

Standard version: If no other selection is made, the standard version will be delivered.

External adjustment module

CODE	DESCRIPTION	Selecting
<input type="checkbox"/> 4615	External adjustment module for the direct activation of the electrical adjustments - Installation on the operating module side ⚠ Only i.c.w. R-Net LCD-colour display For individual assignment please use following matrix!	5-fold
<input type="checkbox"/> 4615	External adjustment module for the direct activation of electrical adjustments - installation opposite to the operating module side ⚠ Only i.c.w. R-Net LCD-colour display For individual assignment please use following matrix!	5-fold

Key	without assignment	Back support	Seat	CM left	CM right	CM synchron	Seatlift
(1)	<input type="checkbox"/>	<input type="checkbox"/>	<input type="checkbox"/>	<input type="checkbox"/>	<input type="checkbox"/>	<input type="checkbox"/>	<input type="checkbox"/>
(2)	<input type="checkbox"/>	<input type="checkbox"/>	<input type="checkbox"/>	<input type="checkbox"/>	<input type="checkbox"/>	<input type="checkbox"/>	<input type="checkbox"/>
(3)	<input type="checkbox"/>	<input type="checkbox"/>	<input type="checkbox"/>	<input type="checkbox"/>	<input type="checkbox"/>	<input type="checkbox"/>	<input type="checkbox"/>
(4)	<input type="checkbox"/>	<input type="checkbox"/>	<input type="checkbox"/>	<input type="checkbox"/>	<input type="checkbox"/>	<input type="checkbox"/>	<input type="checkbox"/>
(5)	<input type="checkbox"/>	<input type="checkbox"/>	<input type="checkbox"/>	<input type="checkbox"/>	<input type="checkbox"/>	<input type="checkbox"/>	<input type="checkbox"/>

Assembly of the operating module

CODE	DESCRIPTION	CONTROLS
<input type="checkbox"/> 74	Assembly right	
<input type="checkbox"/> 60	Assembly left	

17 Operating module bracket

CODE	DESCRIPTION
<input type="checkbox"/> 4859	Operating module bracket, length adjustable
<input type="checkbox"/> 4566	Operating module bracket, length and height adjustable
<input type="checkbox"/> 4860	Operating module bracket, length and height adjustable, swivelling to the side (e.g. on a table)
<input type="checkbox"/> 4874	Protection bar for operating module VR2 and R-NET
<input type="checkbox"/> 851	Operating module bracket for accompanying person (operating module can be moved from the front to the rear) ⚠ Only i.c.w. continuous pushing bar CODE 814

Please select by ticking the relevant boxes

*SBI - Sonderbau/Individuallösung

Standard version: If no other selection is made, the standard version will be delivered.

18 Special operating modules

CODE	DESCRIPTION
<input type="checkbox"/> 4660	Table plate with recess (centred) for operating module, swivelling to the right
<input type="checkbox"/> 4661	Table plate with recess (centred) for operating module, swivelling to the left
<input type="checkbox"/> 4789	Additional operating module with priority switch for accompanying person, incl. assembly on the frame tube
<input type="checkbox"/> 813	Table top control, completely swivelling
<input type="checkbox"/> 543	External on/off switch, diameter 63 mm, green ⚠ Only in combination with joystick module R-NET with LED-Display CODE 702/416 or OMNI II Surround control CODE 839
<input type="checkbox"/> 596	External on/off switch, diameter 63 mm, yellow ⚠ Only in combination with joystick module R-NET with LED-Display CODE 702/416 or OMNI II Surround control CODE 839
<input type="checkbox"/> 778	External on/off switch, diameter 30 mm, green ⚠ Only in combination with joystick module R-NET with LED-Display CODE 702/416 or OMNI II Surround control CODE 839
<input type="checkbox"/> 779	External on/off switch, diameter 30 mm, yellow ⚠ Only in combination with joystick module R-NET with LED-Display CODE 702/416 or OMNI II Surround control CODE 839
<input type="checkbox"/> 565	Chin control, electric, swivelling to the side ⚠ Only in combination with R-NET OMNI II CODE 702/839
<input type="checkbox"/> 810	Chin control, mechanical, swivelling to the side ⚠ Only in combination with R-NET OMNI II CODE 702/839

Joystick attachments

CODE	DESCRIPTION
<input type="checkbox"/> 553	Tetra-fork vertical
<input type="checkbox"/> 556	Tetra-fork horizontal
<input type="checkbox"/> 734	Tetra-fork horizontal, adjustable to hand width
<input type="checkbox"/> 4589	Mushroom grip
<input type="checkbox"/> 4590	Ball grip
<input type="checkbox"/> 4591	T-grip
<input type="checkbox"/> 4593	Stem grip
<input type="checkbox"/> 4594	Button grip
<input type="checkbox"/> 4595	Softball

Please select by ticking the relevant boxes

*SBI - Sonderbau/Individuallösung

Standard version: If no other selection is made, the standard version will be delivered.

19 Frame colours

CODE	FRAME	AKZENTE
<input type="checkbox"/> 207	Matt black	
<input type="checkbox"/> 212	Matt black	Polar white
<input type="checkbox"/> 5220/212	Polar white	Polar white
<input type="checkbox"/> 186	Matt black	Magic Blue
<input type="checkbox"/> 5220/186	Magic Blue	Magic Blue
<input type="checkbox"/> 227	Matt black	Red Metallic
<input type="checkbox"/> 5220/227	Red Metallic	Red Metallic
<input type="checkbox"/> 180	Matt black	Lemon reflex
<input type="checkbox"/> 5220/180	Lemon reflex	Lemon reflex
<input type="checkbox"/> 214	Matt black	Sun yellow
<input type="checkbox"/> 5220/214	Sun yellow	Sun yellow

Please select by ticking the relevant boxes

*SBI - Sonderbau/Individuallösung

Standard version: If no other selection is made, the standard version will be delivered.

20 Accessories

CODE	DESCRIPTION
<input type="checkbox"/> 906	Rear-view mirror right
<input type="checkbox"/> 927	Rear-view mirror left
<input type="checkbox"/> 970	Walking aid holder
<input type="checkbox"/> 4795	Anti-theft function, key  only i.c. with R-Net
<input type="checkbox"/> 833	Retaining strap with buckle
<input type="checkbox"/> 721	Lap belt for ISO-transport safety
<input type="checkbox"/> 4646	Therapy table swivelling sideways
<input type="checkbox"/> 590	Abduction wedge  Only i.c.w. ErgoSeat CODE 948 or seat plate CODE 4276
<input type="checkbox"/> 260	Memory-function for head support
<input type="checkbox"/> 957	Rigid side cushion (pair)
<input type="checkbox"/> 954	swivel away side cushion (pair)  Not i.c.w. arm supports CODE 24
<input type="checkbox"/> 781	USB charging socket
<input type="checkbox"/> 782	Receptacle for mobile phone bracket
<input type="checkbox"/> 2721	Adapter set for DAHL docking station  Wheelchair adapter set for preparation of Dahl docking station
<input type="checkbox"/> 969	Baggage rack with satined surface, transparent
<input type="checkbox"/> 994	Baggage rack with metal rods
<input type="checkbox"/> 2676	Warning sign sticker
<input type="checkbox"/> 676	Rear marking plate

Please select by ticking the relevant boxes

*SBI - Sonderbau/Individuallösung

Standard version: If no other selection is made, the standard version will be delivered.

50 Service

CODE	Item	DESCRIPTION
<input type="checkbox"/>	55704	Flat fee for customised parameterisation (not eligible for discounts) <i>⚠ The on-the-spot service covers only simple adjustment of parameter sets, such as acceleration, speed etc.</i>
<input type="checkbox"/>	55709	Medically required parameterisation of the standing and lie-down module to customer-specific settings (not eligible for discounts) <i>⚠ The on-the-spot service covers simple program adjustments as well as the integration of special controls.</i>

Remarks

Date

City

Signature