

iCHAIR ORBIT

1.618

 **Allowed user weight**

120 kg

160 kg (with 350 watt motors CODE 525)






Optimal maneuverability and high stability for precise maneuvering



Compact dimensions realized by the smallest overall width and seat height



Maximum flexibility realized by single or double support wheel



High max. user weight of 160 kg

The flexible agile one

EFFICIENCY

- Effectiveness through simple maintenance and a high level of service friendliness
- Little need for repairs by implementing high value and durable parts
- Modular structure of the iChair-family enables compatibility of parts and parts groups
- Numerous adjustment possibilities enable individual adaptation
- Simplified reinstallation through perfect user size limitations, as for example a standard user weight of 160 kg

THERAPEUTIC BENEFIT

- The central leg support makes a 90° knee angle possible
- Ideal for retaining mobility at home, at the desk or in the office
- Effective pressure relief and relaxing positioning for long term sitting, through large electric adjustment sectors

FIELD OF USE

- For indoor and outdoor use, spring-mounted drive unit standard
- Especially good for indoor use: Rotating around its own axle supports in tight manoeuvres
- Precise manoeuvres through rigidly mounted steering castors
- The optional side-mounted support wheels allow easy and safe driving on single ramps
- For permanent and all-day use for independent mobility, also with extreme functional limitations
- For working and active people, who need one wheelchair for different everyday situations

ORDER

COST ESTIMATE

CUSTOM DESIGN

Please fax the completed order form to: 05733 922 9311

Customer service: 05733 922 311

Billing address / Customer ref. no.:

Delivery address:

Consignment / Comments:

Order quantity:

MEYRA



Allowed user weight

120 kg

160 kg (with 350 watt motors CODE 525)



Hints

Our Terms and Conditions as stated at www.meyra.de/AGB shall apply

You can find information on the measurement process at www.meyra.de/messverfahren

Valid from 01/01/2021 - 12/31/2021.

Errors, misprints and changes reserved.

Use our K.I.S.S.S. for orders and configurations at www.kisss-by-meyra.de

You avoid queries and incorrect orders thanks to the buildability check



Technical specifications

Dimension tolerances +/- 15 mm, +/- 2°

Data subject to design changes

¹⁾ see category seat width

²⁾ to seat pan without cushion

³⁾ with adjustable back

⁴⁾ seating Systems: Standard / ErgoSeat / Recaro

⁵⁾ with 350W motors

⁶⁾ measured at 0° seat angle, 12"/14"

⁷⁾ Single/central legrests

⁸⁾ CODE 38/43/48/53, with 350W + 10 mm total width

Seat widths in mm	380 - 650 ¹⁾
Seat depth in mm	400-560/400-560/480-530 ¹⁾
Front seat height in mm	430, 465, 500/440, 475, 510 ⁶⁾
Back support height in mm	450 - 500/530 - 580/640 ⁴⁾
Lower shank length in mm	280 - 450 ²⁾
Arm support height in mm	240 - 350 ²⁾
Length with central footrests in mm	1180 - 1250/1060 - 1150 ⁷⁾
Length without footrests in mm	930
Width 12 inches ready to drive in mm	600/600/630/680 ⁸⁾
Width 14 inches ready to drive in mm	640/640/640/680 ⁸⁾
Height without head support in mm	980 - 1060
Transport height min. in mm	630
Max. obstacle height in mm	60
Turning radius with central legrest in mm	700
Turn radius with single leg support in mm	800
Ground clearance	70
Transport empty weight basic configuration min.	120 kg - 165 kg
Permitted overall weight incl. options	320 kg ⁵⁾
Max. additional loading	10 kg
Driving speed	6 km/h / 10 km/h
Motor power	2 x 180/2 x 300
Range with battery 50 Ah(20h)	25 km - 35 km
Range with battery 73 Ah (20h)	35 km - 40 km
Permitted inclination/slopes	15%
Form of steering	indirect
Seat camber electric	0° to +30°/0° to +50°
Seat camber mechanical	0°, 4°, 7°, 10°
Stand-up aid (0° to -25°) with electric tilt, lift 200 mm	0° bis 45°
Back support angle electric	-10° to +50°



***Technische Daten *** Fortsetzung**

Back support angle mechanical

-10° to +30°

Lift in mm

300

Please select by ticking the relevant boxes

S *SBI - Sonderbau/Individuallösung

Standard version: If no other selection is made, the standard version will be delivered.

00 Chassis / engine / frame options

CODE	SPEED	RANGE	MOTOR POWER	MAX. USER WEIGHT
<input type="checkbox"/> 115	6 km/h	max. 40 km	2 x 180 W	120 kg
⚠ only in combination with operating module VR2 CODE 408				
<input type="checkbox"/> 525/115	6 km/h	max. 40 km	2 x 350 W	160 kg
<input type="checkbox"/> 117/525	10 km/h	max. 35 km	2 x 350 W	160 kg
⚠ in Germany only in conjunction with CODE 4772 TÜV certificate (accessories section) in Germany only in connection with CODE 676 rear marking plate				

Frame / rear swingarm

CODE	DESCRIPTION
<input type="checkbox"/> 352	Frame with rear swingarm and centrally suspended anti-tipp wheels
<input type="checkbox"/> 690	Frame with rear swing arm and two side-mounted anti-tipp wheels

01 Seat width (SW)

CODE	DESCRIPTION	SEAT SURFACE WIDTH
<input type="checkbox"/> 38	Seat width continuously adjustable from 380 to 440 mm through the arm supports	380 mm
<input type="checkbox"/> 43	Seat width continuously adjustable from 430 to 520 mm through the arm supports	430 mm
<input type="checkbox"/> 48	Seat width continuously adjustable from 480 to 600 mm through the arm supports	480 mm
<input type="checkbox"/> 53	Seat width continuously adjustable from 530 to 650 mm through the arm supports	530 mm

02 Castor

Code	Ø	rim	Tyres	
157/146	8"	Aluminium rim	Punctured tires	<input type="checkbox"/>
157/900	8"	Aluminium rim	Puncture-proof tyres	<input type="checkbox"/>

Please select by ticking the relevant boxes

S *SBI - Sonderbau/Individuallösung

Standard version: If no other selection is made, the standard version will be delivered.

03 Drive wheels in combination with front seat height (FSH)

CODE	Drive wheel / tires	Color tires (front seat height)	
		black (abrasion resistant)	grey
460/846	14" drive puncture-resistant pneumatic tyres with aluminium rims	<input type="checkbox"/>	<input type="checkbox"/>
460/904	14" drive puncture-proof tyres wheels with aluminium rims	<input type="checkbox"/>	<input type="checkbox"/>
815/846	12" aluminium rims, puncture-resistant pneumatic tyres	<input type="checkbox"/>	<input type="checkbox"/>
815/904	12" aluminium rims, puncture-proof tyres	<input type="checkbox"/>	<input type="checkbox"/>

Drive wheel options

CODE	DESCRIPTION
<input type="checkbox"/> 824	Splash guard for drive wheels

05 Seat camber

CODE	DESCRIPTION	SEAT ANGLING/LIFT
<input type="checkbox"/> 119	Mechanical seat tilting	0°/4°
<input type="checkbox"/> 118	Electric seat tilting ! Only in combination with adjustment module VR2 CODE 682 or R-Net CODE 702	0° to 30°
<input type="checkbox"/> 4118	Electric seat tilting ! Only in combination with adjustment module VR2 CODE 682 or R-Net CODE 702	0° to 50°
<input type="checkbox"/> 27	Cross-lift 300 mm incl. tilting ! only in combination with R-Net	0° to 30°
<input type="checkbox"/> 4937	Stand-up aid (0° to -25°) with electric tilt for easy transfer from wheelchair ! only in conjunction with CODE 4260 8-way adjustment module only in combination with CODE 900 puncture-proof tyres for castor wheels we recommend combining with CODE 5025 Electric back adjustment with memory function	0° bis 45°

06 Seat depth

	400 mm	430 mm	460 mm	490 mm	530 mm	560 mm
Seat depth	<input type="checkbox"/>	<input type="checkbox"/>	<input type="checkbox"/>	<input type="checkbox"/>	<input type="checkbox"/>	<input type="checkbox"/>

Please select by ticking the relevant boxes

S *SBI - Sonderbau/Individuallösung

Standard version: If no other selection is made, the standard version will be delivered.

07 Seat-/back systems

CODE	Seat	Back systems				
		Standard CODE 737	Adjustable strap CODE 738	ErgoSeat CODE 949	ErgoSeatPRO CODE 2019	Round tubing CODE 608
4276	Seat pan	<input type="checkbox"/>	<input type="checkbox"/>	<input type="checkbox"/>	<input type="checkbox"/>	<input type="checkbox"/>
948	ErgoSeat-seat			<input type="checkbox"/>	<input type="checkbox"/>	<input type="checkbox"/>

Seat cushions

CODE	DESCRIPTION
<input type="checkbox"/> 561	Seat cushion, textile, black

Optional seat units

CODE	Seat unit	Back support	
		mechanical	electric
579/567	RECARO S/F short seat with little side surface	<input type="checkbox"/>	<input type="checkbox"/>
580/578	RECARO M/W long seat with very long side bolsters	<input type="checkbox"/>	<input type="checkbox"/>
581/584	RECARO L/X long seat with pronounced lateral guidance	<input type="checkbox"/>	<input type="checkbox"/>

08 ErgoSeat-covers

CODE	DESCRIPTION
<input type="checkbox"/> 237	ErgoSeat-cover, textile, black-grey plaid
<input type="checkbox"/> 4980	ErgoSeat-cover, incontinenc, black

ErgoSeatPRO accessory back

CODE	DESCRIPTION
<input type="checkbox"/> 2021	Thorax cushions, pair, large
<input type="checkbox"/> 2032	Thorax cushions, pair, small

Please select by ticking the relevant boxes

*SBI - Sonderbau/Individuallösung

Standard version: If no other selection is made, the standard version will be delivered.

09 Recaro remuneration

CODE	DESCRIPTION
<input type="checkbox"/> 235	Recaro cover, textile, black
<input type="checkbox"/> 254	Recaro cover, synthetic leather, black

10 Back support options (Adjustments)

CODE	DESCRIPTION
<input type="checkbox"/> 814	Continuous push bar
<input type="checkbox"/> 410	Single push handles incl. stabiliser rod
<input type="checkbox"/> 2814	Continuous push bar for RECARO seat systems ⚠ Only in combination with RECARO
<input type="checkbox"/> 913	Head support, synthetic leather black
<input type="checkbox"/> 5025	Electric back adjustment with memory function only for stand-up aid code 4937
<input type="checkbox"/> 401	Mechanical back support adjustment
<input type="checkbox"/> 25	Electric back support adjustment ⚠ Only in combination with adjustment module VR2 CODE 682 or R-Net CODE 702

11 Arm supports and arm pads

CODE	DESCRIPTION	Functions
<input type="checkbox"/> 106	Standard arm support with upholstered arm pad and black clothes guard	1,2,3,4
<input type="checkbox"/> 4960	Arm support with upholstered arm support, satined clothes guard and slight depression in the padded arm support	1,2,3,4
<input type="checkbox"/> 21	Arm support with upholstered arm support, satined clothes guard and long angled padded arm support	1,2,3,4
<input type="checkbox"/> 24	Side part with upholstered armrest, swiveling up and angle-adjustable ⚠ only in combination with CODE 4859 operating module holder	2
<input type="checkbox"/> 14	High-quality armrests on the backrest, adjustable in width, height and angle	
<input type="checkbox"/> 4422	Armrest fixation in initial position ⚠ only i.c. with armrest CODE 14	

Please select by ticking the relevant boxes

*SBI - Sonderbau/Individuallösung

Standard version: If no other selection is made, the standard version will be delivered.

Armrest hemiplegia

CODE	DESCRIPTION
<input type="checkbox"/> 4982	Hemiplegia forearm rest, swing-away a. height adjustable ⚠ not in conjunction with CODE 24 Side panel with padded armrest, swivel-up always opposite to the control module side For forearm length to the middle of the hand 36cm +/- 2cm
<input type="checkbox"/> 4983	Extension for hemiplegia forearm shell ⚠ only in conj. with CODE 4982 Hemi forearm support For forearm length to the middle of the hand 43cm +/- 2cm

Hand Rest Hemiplegia

CODE	DESCRIPTION
<input type="checkbox"/> 4985	Hemi hand rest flat ⚠ Only in combination with CODE 4983 Hemi forearm tray
<input type="checkbox"/> 4987	Hemi hand rest with ergonomic handle on the left ⚠ Only in combination with CODE 4983 hemi forearm tray Control module side right CODE 60
<input type="checkbox"/> 4986	Hemi hand rest with ergonomic handle on the right ⚠ Only in combination with CODE 4983 hemi forearm tray Media module page left CODE 74

12 Leg supports

CODE	DESCRIPTION
<input type="checkbox"/> 93	Legrests, detachable and swing-away
<input type="checkbox"/> 92	Leg supports, swivelling upward, removable and swing-away ⚠ Not i.c.w. Footrest CODE 54
<input type="checkbox"/> 86	Legrests, electrically swivelling upward, removable and swing-away ⚠ Only i.c.w. operating module R-NET CODE 702 not i.c.w. footrest CODE 54

Please select by ticking the relevant boxes

*SBI - Sonderbau/Individuallösung

Standard version: If no other selection is made, the standard version will be delivered.

Central leg support with footrest

CODE	DESCRIPTION	LS-ANGLE	LSL
<input type="checkbox"/> 5100	Central leg support, mechanically angle adjustable, incl. footplate	85°-95°	280-400 mm
<input type="checkbox"/> 5101	Central leg support, mechanically angle adjustable, incl. footplate	85°-95°	330-450 mm
<input type="checkbox"/> 4935	Central leg support electrically angle adjustable, incl. small footplates and calf plates ⚠ only in combination with CODE 702/678 R-Net with adjustment module not in combination with RECARO only in combination with CO	90°-180°	200-400mm
<input type="checkbox"/> 5104	Central leg support electrically angle adjustable, incl. large footplates and calf plates ⚠ only in combination with CODE 702/678 R-Net with adjustment module not in combination with RECARO only in combination with CO	90°-180°	200-450mm
<input type="checkbox"/> 4949	Central legrest, electric angle/length adjustment, incl. footplate electrically lowerable to ground level, ergonomic length compensation up to legrest angle 150° ⚠ only in combination with CODE 702/678 R-Net with adjustment module not in combination with RECARO only in combination with CO	90°-180°	350-450mm

13 Footrests

CODE	DESCRIPTION	depth	LSL
<input type="checkbox"/> 54	Continuous footrest, 60 mm depth adjustable (in 4 steps), flip-up, height and angle adjustable ⚠ Only i.c.w. leg support Code 93	150 mm	280-430mm
<input type="checkbox"/> 798	Two-piece footrest flip up, height and angle adjustable	150 mm	280-430mm

Footrest options

CODE	DESCRIPTION
<input type="checkbox"/> 105	Footboard adapter: abduction +/- 25 mm each side ⚠ Not i.c.w. with central legrest
<input type="checkbox"/> 822	Shoe fastening strap (pair)
<input type="checkbox"/> 823	Heel cup (pair)
<input type="checkbox"/> 945	Calf cushion i.c. with mechanical central footrest

14 Batteries and Chargers

CODE	DESCRIPTION
<input type="checkbox"/> 5159	Maintenance-free batteries 12V / 50Ah (20h)
<input type="checkbox"/> 5158	Maintenance-free batteries approx.66 Ah (5h), 80 Ah (20h)

Please select by ticking the relevant boxes

*SRI - Sonderbau/Individuallösung

15 Lighting

CODE DESCRIPTION

932 Active LED-lighting front and rear acc. to StVZO

16 Joystick modules and accessories

Code	Control modules	CONTROL			
		none	2 / 682	6 / 678	8 / 4260
408	VR2	<input type="checkbox"/>	<input type="checkbox"/>		
702/415	R-NET LED			<input type="checkbox"/>	<input type="checkbox"/>
702/416	R-NET LCD			<input type="checkbox"/>	<input type="checkbox"/>
702/398	R-NET LCD IR/BT			<input type="checkbox"/>	<input type="checkbox"/>
702/839	R-NET OMNI II			<input type="checkbox"/>	<input type="checkbox"/>

External adjustment module

CODE DESCRIPTION

4615 External adjustment keypad for directly selecting and activating five seat functions, also while driving, assembly on the control module side

 only in combination with CODE 702 R-NET

4615 External adjustment keypad for directly selecting and activating five seat functions, also while driving, assembly on the opposite side to the control module

 only in combination with CODE 702 R-NET

Key	without assignme	Back support	Seat	CM left	CM right	CM synchron	central legrest	central legrest hei	Seatlift
(1)	<input type="checkbox"/>	<input type="checkbox"/>	<input type="checkbox"/>	<input type="checkbox"/>	<input type="checkbox"/>	<input type="checkbox"/>	<input type="checkbox"/>	<input type="checkbox"/>	<input type="checkbox"/>
(2)	<input type="checkbox"/>	<input type="checkbox"/>	<input type="checkbox"/>	<input type="checkbox"/>	<input type="checkbox"/>	<input type="checkbox"/>	<input type="checkbox"/>	<input type="checkbox"/>	<input type="checkbox"/>
(3)	<input type="checkbox"/>	<input type="checkbox"/>	<input type="checkbox"/>	<input type="checkbox"/>	<input type="checkbox"/>	<input type="checkbox"/>	<input type="checkbox"/>	<input type="checkbox"/>	<input type="checkbox"/>
(4)	<input type="checkbox"/>	<input type="checkbox"/>	<input type="checkbox"/>	<input type="checkbox"/>	<input type="checkbox"/>	<input type="checkbox"/>	<input type="checkbox"/>	<input type="checkbox"/>	<input type="checkbox"/>
(5)	<input type="checkbox"/>	<input type="checkbox"/>	<input type="checkbox"/>	<input type="checkbox"/>	<input type="checkbox"/>	<input type="checkbox"/>	<input type="checkbox"/>	<input type="checkbox"/>	<input type="checkbox"/>

Please select by ticking the relevant boxes

*SBI - Sonderbau/Individuallösung

Standard version: If no other selection is made, the standard version will be delivered.

Assembly of the operating module

CODE	DESCRIPTION
<input type="checkbox"/> 74	Assembly right
<input type="checkbox"/> 60	Assembly left

17 Operating module bracket

CODE	DESCRIPTION
<input type="checkbox"/> 4859	Operating module bracket, length adjustable
<input type="checkbox"/> 4860	Operating module bracket, length and height adjustable, swivelling to the side (e.g. on a table)
<input type="checkbox"/> 4874	Protection bar for operating module VR2 and R-NET
<input type="checkbox"/> 851	Operating module bracket for accompanying person (operating module can be moved from the front to the rear) ⚠ Only i.c.w. continuous pushing bar CODE 814
<input type="checkbox"/> 4789	Additional operating module with priority switch for accompanying person, incl. assembly on the frame tube ⚠ not i.c.w. push handles CODE 410

18 Special operating modules

CODE	DESCRIPTION
<input type="checkbox"/> 4660	Table plate with recess (centred) for operating module, swivelling to the right ⚠ not i.c.w. CODE 24 side panel not i.c.w. CODE 702/839 R-NET OMNI II
<input type="checkbox"/> 4661	Table plate with recess (centred) for operating module, swivelling to the left ⚠ not i.c.w. CODE 24 side panel not i.c.w. CODE 702/839 R-NET OMNI II
<input type="checkbox"/> 4646	Therapy table swivelling sideways
<input type="checkbox"/> 813	Table top control, completely swivelling ⚠ not i.c.w. CODE 702/839 R-NET OMNI II


Please select by ticking the relevant boxes

*SBI - Sonderbau/Individuallösung

Standard version: If no other selection is made, the standard version will be delivered.


 Only in combination with R-NET OMNI II CODE 702/839


 Only in combination with R-NET OMNI II CODE 702/839

 Only in combination with joystick module R-NET OMNI II CODE 702/839

 Only in combination with joystick module R-NET OMNI II CODE 702/839

 Only in combination with joystick module R-NET OMNI II CODE 702/839

 Only in combination with joystick module R-NET OMNI II CODE 702/839

 Only in combination with joystick module R-NET OMNI II CODE 702/839

 Only i.c.w. CODE 4611 MicroPilot Zero-point joystick or CODE 4612 MicroGuide joystick

Joystick attachments

CODE	DESCRIPTION
<input type="checkbox"/> 553	Tetra-fork vertical
<input type="checkbox"/> 556	Tetra-fork horizontal
<input type="checkbox"/> 734	Tetra-fork horizontal, adjustable to hand width
<input type="checkbox"/> 4589	Mushroom grip
<input type="checkbox"/> 4590	Ball grip
<input type="checkbox"/> 4591	T-grip
<input type="checkbox"/> 4593	Stem grip
<input type="checkbox"/> 4594	Button grip
<input type="checkbox"/> 4595	Softball

Please select by ticking the relevant boxes

*SBI - Sonderbau/Individuallösung

Standard version: If no other selection is made, the standard version will be delivered.

19 Frame colours

CODE	FRAME	AKZENTE
<input type="checkbox"/> 207	Matt black	
<input type="checkbox"/> 212	Matt black	Polar white
<input type="checkbox"/> 5220/212	Polar white	Polar white
<input type="checkbox"/> 186	Matt black	Magic Blue
<input type="checkbox"/> 5220/186	Magic Blue	Magic Blue
<input type="checkbox"/> 227	Matt black	Red Metallic
<input type="checkbox"/> 5220/227	Red Metallic	Red Metallic
<input type="checkbox"/> 180	Matt black	Lemon reflex
<input type="checkbox"/> 180/5220	Lemon reflex	Lemon reflex
<input type="checkbox"/> 214	Matt black	Sun yellow
<input type="checkbox"/> 5220/214	Sun yellow	Sun yellow

Please select by ticking the relevant boxes

*SBI - Sonderbau/Individuallösung

Standard version: If no other selection is made, the standard version will be delivered.

20 Accessories

CODE	DESCRIPTION
<input type="checkbox"/> 906	Rear-view mirror right
<input type="checkbox"/> 927	Rear-view mirror left
<input type="checkbox"/> 970	Walking aid holder
<input type="checkbox"/> 833	Retaining strap with buckle
<input type="checkbox"/> 590	Abduction wedge ⚠ Not i.c.w. Central leg support CODE 5100/5101/5104/4949/4935
<input type="checkbox"/> 260	Memory-function for head support
<input type="checkbox"/> 957	Rigid side cushion (pair)
<input type="checkbox"/> 954	swivel away side cushion (pair) ⚠ not i.c.w. CODE 24 side panel
<input type="checkbox"/> 781	USB charging socket
<input type="checkbox"/> 782	Receptacle for mobile phone bracket ⚠ not i.c.w. R-NET OMNI II CODE 702/839
<input type="checkbox"/> 4795	Anti-theft function, key ⚠ only i.c.w. R-NET CODE 702
<input type="checkbox"/> 4772	TUV-certificate only i.c.w. code 117
<input type="checkbox"/> 2721	Adapter set for DAHL docking station ⚠ Wheelchair adapter set for preparation of Dahl docking station
<input type="checkbox"/> 2676	Warning sign sticker
<input type="checkbox"/> 676	Rear marking plate

50 Service

CODE	Item	DESCRIPTION
<input type="checkbox"/>	55704	Flat fee for customised parameterisation (not eligible for discounts) ⚠ The on-the-spot service covers only simple adjustment of parameter sets, such as acceleration, speed etc.
<input type="checkbox"/>	55709	Medically required parameterisation of the standing and lie-down module to customer-specific settings (not eligible for discounts) ⚠ The on-the-spot service covers simple program adjustments as well as the integration of special controls.

Remarks

Date

City

Signature