

# iCHAIR XXL

1.614

## Allowed user weight

180 kg with seat lift CODE 27 (incl. additional load)

200 kg (incl. additional load)






Utmost stability due to reinforced components



Powerful motors



Seat camber



Long-life LED lighting

## *The ideal one for strong personalities*

---

### **EFFICIENCY**

- Effectiveness through simple maintenance and a high level of service friendliness
- Little need for repairs by implementing high value and durable parts
- Modular structure of the iChair-family enables compatibility of parts and parts groups
- Numerous adjustment options allow individual adaptation
- Improved effectiveness increases independence and supports perfect use of existing propelling strength, easier motion, great agility
- Simplified reinstallation through perfect user size limitations, as for example a standard user weight of 200 kg

### **THERAPEUTIC BENEFIT**

- Ideal for retaining mobility at home, at the desk or in the office
- Effective pressure relief and relaxing positioning for long term sitting, through large electric adjustment sectors
- Different seat systems according to the individual demands

### **FIELD OF USE**

- For indoor and outdoor use
- For permanent and all-day use for independent mobility, also with extreme functional limitations
- For working and active people, who need one wheelchair for different everyday situations
- Suitable for outdoor use through large serial tyres and optionally available 10 km/h-version
- Indoor spaces can easily be mastered due to the compact dimensions and high level of agility

ORDER

COST ESTIMATE

CUSTOM DESIGN

**Please fax the completed order form to:** 05733 922 9311

**Customer service:** 05733 922 311

Billing address / Customer ref. no.:

Delivery address:

Consignment / Comments:

Order quantity:

**MEYRA**



### Allowed user weight

180 kg with seat lift CODE 27 (incl. additional load)  
200 kg (incl. additional load)



### Hints

Our Terms and Conditions as stated at [www.meyra.de/AGB](http://www.meyra.de/AGB) shall apply  
You can find information on the measurement process at [www.meyra.de/messverfahren](http://www.meyra.de/messverfahren)

Valid from 01/01/2021 - 12/31/2021.  
Errors, misprints and changes reserved.

Use our K.I.S.S.S. for orders and configurations at [www.kisss-by-meyra.de](http://www.kisss-by-meyra.de)  
You avoid queries and incorrect orders thanks to the buildability check



### Technical specifications

<sup>1)</sup> see category seat width

<sup>2)</sup> seat angle 4°

<sup>4)</sup> without legrests and without armrests

<sup>5)</sup> under test conditions 6 / 10 km/h with battery 73 Ah (20h)

<sup>6)</sup> see category 00 chassis/motor

<sup>8)</sup> The adjustment range may deviate by max. +/-3° depending on SH

<sup>9)</sup> depending on seat width

Seat widths in mm	530 - 770 <sup>1)2)</sup>
Seat depth in mm	430 - 600 <sup>2)</sup>
Back support height in mm	530 - 570 <sup>2)</sup>
Lower shank length in mm	370 - 510 <sup>2)</sup>
Arm support height in mm	170 - 280 <sup>2)</sup>
Front seat height in mm	460 - 560 / 530 - 630 <sup>2)</sup>
Length with footrest in mm	1150
Length without footrests in mm	850
Ready for use width in mm	680 - 920 <sup>9)</sup>
Height without head support in mm	1020 - 1150 <sup>2)</sup>
Transport length in mm	850
Transport height in mm	650
Front wheel size in mm	260 x 70 (10")
Rear wheel size in mm	356 x 75 (14")
Max. obstacle height in mm	60
Turning radius in mm	950
Range with battery 63 Ah (5h), 73 Ah (20h)	30 - 35 km

Please select by ticking the relevant boxes

\*SBI - Sonderbau/Individuallösung

Standard version: If no other selection is made, the standard version will be delivered.

## 00 Chassis/Motorisation

CODE	SPEED	RANGE	MOTOR POWER
<input type="checkbox"/> 115	6 km/h	max. 35 km	2 x 300 W
<input type="checkbox"/> 117	10 km/h	max. 30 km	2 x 350 W

### Chassis options

CODE	DESCRIPTION
<input type="checkbox"/> 893	Reinforced XXL-suspension for user weight 160 - 200 kg

## 01 Seat width (Sw)

CODE	DESCRIPTION	SEAT SURFACE WIDTH
<input type="checkbox"/> 53	Seat width continuously adjustable from 530 to 650 mm through the arm supports	530 mm
<input type="checkbox"/> 358	Seat width continuously adjustable from 580 to 700 mm through the arm supports	580 mm

## 02 Front seat height (FSH) in combination with steering wheel (without seat cushion)

Code	Ø	rim	Tyres	Front seat height in mm (FSH)		
				460	510	560
142/146	10"	Aluminium rim	Puncture protected pneumatic tyres	<input type="checkbox"/>	<input type="checkbox"/>	<input type="checkbox"/>
142/900	10"	Aluminium rim	Puncture-proof tyres	<input type="checkbox"/>	<input type="checkbox"/>	<input type="checkbox"/>

### Steering wheel options

CODE	DESCRIPTION
<input type="checkbox"/> 816	Splash guard for steering wheels

## 03 Drive wheels

Code	Ø	rim	Puncture- resistant pneumatic tyres CODE 846		Puncture proof tyre CODE 904	
			grey	black	grey	black
460	14"	Aluminium rim	<input type="checkbox"/>	<input type="checkbox"/>	<input type="checkbox"/>	<input type="checkbox"/>

Please select by ticking the relevant boxes

**S** \*SBI - Sonderbau/Individuallösung

Standard version: If no other selection is made, the standard version will be delivered.

## Drive wheel options

CODE	DESCRIPTION
<input type="checkbox"/> 824	Splash guard for drive wheels

## 05 Seat camber

CODE	DESCRIPTION	SEAT ANGLING/LIFT
<input type="checkbox"/> 119	Mechanic seat tilt, in steps	0° to +10°
<input type="checkbox"/> 118	Electric seat tilting continuously by 18 degrees - XXL-version	0° to +18°
<input type="checkbox"/> 27	Crossbrace lift 300 mm lift up to 180 kg incl. seat tilting	0° to +30°

## 06 Seat depth

	430 mm	460 mm	490 mm	530 mm	560 mm	600 mm
Seat depth	<input type="checkbox"/>	<input type="checkbox"/>	<input type="checkbox"/>	<input type="checkbox"/>	<input type="checkbox"/>	<input type="checkbox"/>

## 07 Seat-/back systems

CODE	Seat	Back systems	
		external back system	ErgoSeat back CODE 949
4276	Seat plate (for external seating systems)	<input type="checkbox"/>	<input type="checkbox"/>
948	ErgoSeat-seat		<input type="checkbox"/>

## 08 ErgoSeat-covers

CODE	DESCRIPTION
<input type="checkbox"/> 237	ErgoSeat-cover, textile, black
<input type="checkbox"/> 4980	ErgoSeat-cover, incontinec, black

Please select by ticking the relevant boxes

\*SBI - Sonderbau/Individuallösung

Standard version: If no other selection is made, the standard version will be delivered.


## 10 Back support options (Adjustments)

CODE	DESCRIPTION
<input type="checkbox"/> 814	Continuous push bar
<input type="checkbox"/> 913	Head support, synthetic leather black
<input type="checkbox"/> 401	Mechanical back support adjustment
<input type="checkbox"/> 25	Electric back support adjustment


## 11 Arm supports and arm pads

CODE	DESCRIPTION	Functions
<input type="checkbox"/> 106	Standard arm support with upholstered arm pad and black clothes guard	1,2,3,4
<input type="checkbox"/> 4960	Arm support with upholstered arm support, satined clothes guard and slight depression in the padded arm support	1,2,3,4
<input type="checkbox"/> 21	Arm support with upholstered arm support, satined clothes guard and long angled padded arm support	1,2,3,4

## 12 Leg supports

CODE	DESCRIPTION
<input type="checkbox"/> 93	Legrests, detachable and swing-away
<input type="checkbox"/> 91	Legrests with length alignment, swivelling upward, removable and swivel-away  Not i.c.w. Footrest CODE 54
<input type="checkbox"/> 86	Legrests, electrically swivelling upward, removable and swing-away

## 13 Footrests

CODE	DESCRIPTION	depth	LSL
<input type="checkbox"/> 54	Continuous footrest, 60 mm depth adjustable (in 4 steps), flip-up, height and angle adjustable  Only i.c.w. leg support Code 93	150 mm	280-430mm
<input type="checkbox"/> 805	Footrests divided, height adjustable, up-folding	150 mm	280-430mm
<input type="checkbox"/> 808	Footrests divided, height adjustable, up-folding and angle adjustable	150 mm	280-430mm
<input type="checkbox"/> 822	Shoe fastening strap (pair)		
<input type="checkbox"/> 823	Heel cup (pair)		

Please select by ticking the relevant boxes

**S** \*SBI - Sonderbau/Individuallösung

Standard version: If no other selection is made, the standard version will be delivered.

## 14 Batteries and Chargers

CODE	DESCRIPTION	RANGE
<input type="checkbox"/> 5158	Maintenance-free batteries approx.66 Ah (5h), 80 Ah (20h)	35 km
<input type="checkbox"/> 732	Charger 8 A	
<input type="checkbox"/> 733	Charger 12 A	

## 15 Lighting

CODE	DESCRIPTION
<input type="checkbox"/> 932	Active LED-lighting front and rear acc. to StVZO

## 16 Joystick modules and accessories

Code	Control modules	CONTROL			
		none	2 / 682	6 / 678	8 / 4260
702/415	R-NET LED			<input type="checkbox"/>	
702/416	R-NET LCD			<input type="checkbox"/>	
702/398	R-NET LCD IR/BT			<input type="checkbox"/>	
702/839	R-NET OMNI II			<input type="checkbox"/>	

### External adjustment module

CODE	DESCRIPTION
<input type="checkbox"/> 4615	External adjustment keypad for directly selecting and activating five seat functions, also while driving, assembly on the control module side ⚠ Only i.c.w. R-Net LCD-colour display For individual assignment please use following matrix!

<input type="checkbox"/> 4615	External adjustment keypad for directly selecting and activating five seat functions, also while driving, assembly on the opposite side to the control module
-------------------------------	---



Version No.: #600-2020

(4)	<input type="checkbox"/>	<input type="checkbox"/>	<input type="checkbox"/>	<input type="checkbox"/>	<input type="checkbox"/>	<input type="checkbox"/>	<input type="checkbox"/>
	select by ticking the relevant boxes			*SBI - Sonderbau/Individuallösung			
(5)	<input type="checkbox"/>	<input type="checkbox"/>	<input type="checkbox"/>	<input type="checkbox"/>	<input type="checkbox"/>	<input type="checkbox"/>	<input type="checkbox"/>
	standard version			If no other selection is made, the standard version will be delivered.			

## Assembly of the operating module

CODE	DESCRIPTION	CONTROLS
<input type="checkbox"/> 74	Assembly right	
<input type="checkbox"/> 60	Assembly left	

## 17 Operating module bracket

CODE	DESCRIPTION
<input type="checkbox"/> 4859	Operating module bracket, length adjustable
<input type="checkbox"/> 4566	Operating module bracket, length and height adjustable
<input type="checkbox"/> 4860	Operating module bracket, length and height adjustable, swivelling to the side (e.g. on a table)
<input type="checkbox"/> 851	Operating module bracket for accompanying person (operating module can be moved from the front to the rear) <b>⚠</b> Only i.c.w. continuous pushing bar CODE 814
<input type="checkbox"/> 4789	Additional operating module with priority switch for accompanying person, incl. assembly on the frame tube
<input type="checkbox"/> 4874	Protection bracket for control module <b>⚠</b> not in conjunction with CODE 839 OMNI 2

## 18 Special operating modules

CODE	DESCRIPTION
<input type="checkbox"/> 4660	Table plate with recess (centred) for operating module, swivelling to the right
<input type="checkbox"/> 4661	Table plate with recess (centred) for operating module, swivelling to the left
<input type="checkbox"/> 813	Table top control, completely swivelling
<input type="checkbox"/> 543	External on/off switch, diameter 63 mm, green <b>⚠</b> Only in combination with R-NET LCD CODE 702/416 or R-NRT OMNI II CODE 702/839
<input type="checkbox"/> 596	External on/off switch, diameter 63 mm, yellow <b>⚠</b> Only in combination with R-NET LCD CODE 702/416 or R-NRT OMNI II CODE 702/839
<input type="checkbox"/> 778	External on/off switch, diameter 30 mm, green <b>⚠</b> Only in combination with R-NET LCD CODE 702/416 or R-NRT OMNI II CODE 702/839
<input type="checkbox"/> 779	External on/off switch, diameter 30 mm, yellow

Please select by ticking the relevant boxes


\*SBI - Sonderbau/Individuallösung


Standard version: If no other selection is made, the standard version will be delivered.

 Only in combination with R-NET OMNI II CODE 702/839

 Only in combination with R-NET OMNI II CODE 702/839

 Only in combination with joystick module R-NET OMNI II CODE 702/839

 Only in combination with joystick module R-NET OMNI II CODE 702/839

 Only in combination with joystick module R-NET OMNI II CODE 702/839

 Only in combination with joystick module R-NET OMNI II CODE 702/839

 Only i.c.w. CODE 4611 MicroPilot Zero-point joystick or CODE 4612 MicroGuide joystick

## Joystick attachments

CODE	DESCRIPTION
<input type="checkbox"/> 553	Tetra-fork vertical
<input type="checkbox"/> 556	Tetra-fork horizontal
<input type="checkbox"/> 734	Tetra-fork horizontal, adjustable to hand width
<input type="checkbox"/> 4589	Mushroom grip
<input type="checkbox"/> 4590	Ball grip
<input type="checkbox"/> 4591	T-grip
<input type="checkbox"/> 4593	Stem grip
<input type="checkbox"/> 4594	Button grip
<input type="checkbox"/> 4595	Softball



Please select by ticking the relevant boxes

**S** \*SBI - Sonderbau/Individuallösung

Standard version: If no other selection is made, the standard version will be delivered.

## 20 Accessories

CODE	DESCRIPTION
<input type="checkbox"/> 906	Rear-view mirror right
<input type="checkbox"/> 927	Rear-view mirror left
<input type="checkbox"/> 970	Walking aid holder
<input type="checkbox"/> 803	Retaining strap with buckle (extra long)
<input type="checkbox"/> 4646	Therapy table swivelling sideways
<input type="checkbox"/> 590	Abduction wedge
<input type="checkbox"/> 260	Memory-function for head support
<input type="checkbox"/> 957	Rigid side cushion (pair)
<input type="checkbox"/> 954	swivel away side cushion (pair)
<input type="checkbox"/> 994	Baggage rack with metal rods
<input type="checkbox"/> 4795	Anti-theft function, key <b>!</b> only i.c. with R-Net
<input type="checkbox"/> 2676	Warning sign sticker
<input type="checkbox"/> 676	Rear marking plate

## 50 Service

CODE	Item	DESCRIPTION
<input type="checkbox"/>	55704	Flat fee for customised parameterisation (not eligible for discounts) <b>!</b> The on-the-spot service covers only simple adjustment of parameter sets, such as acceleration, speed etc.
<input type="checkbox"/>	55709	Medically required parameterisation of the standing and lie-down module to customer-specific settings (not eligible for discounts) <b>!</b> The on-the-spot service covers simple program adjustments as well as the integration of special controls.

Remarks

Date

City

Signature