

AVANTI

1.736

Allowed user weight

75 kg Short frame

135 kg Frame medium / Frame long up to seat width 460 mm

160 kg Frame long from seat width 480 mm

Suitable for passenger transport

Tested according to ISO 7176-19 (max. user weight 136 kg)

*nur i.V. mit mit Rahmen lang CODE 353

*nicht i.V. mit Hemi-Lenkabel CODE 173/4906






Up to 12° seat tilt for fine adjustment options



Height-adjustable side panel with one-handed operation



Unique brake with extremely low actuating force



Telescopic and angle-adjustable back height for ideal adaptation to changing medical conditions

Versatile and active

EFFICIENCY

- Compatibility with MEYRA's modular system enables lean warehouse management
- Safety in spare parts provision through an extensive specialist dealer structure
- High variability without parts exchange
- Demand oriented seat height adjustment even for hemiplegic demands

THERAPEUTIC BENEFIT

- Fine tuned adjustment possibilities
- 3 frame lengths enable very good proportional assignment
- Therapeutically proven accessories in distinctive variety
- Equipment adjustable to the individual demands even for changing disease patterns
- Circumferential building block system

FIELD OF USE

- Adaptive wheelchair for universal everyday use
- Long-term care with high adaptation requirement
- Clinic provision
- Neurological disease patterns
- Geriatric disease patterns
- Reinforced version up to 160 kg and up to seat width 580 mm

ORDER

COST ESTIMATE

CUSTOM DESIGN

Please fax the completed order form to: 05733 922 9311

Customer service: 05733 922 311

Billing address / Customer ref. no.:

Delivery address:

Consignment / Comments:

Order quantity:

MEYRA



Basic equipment

- Steering wheel 142 mm solid rubber Soft
- Drive wheels 24"
- Handrim aluminium
- Back strap adjustable, light



Allowed user weight

75 kg Short frame
 135 kg Frame medium / Frame long up to seat width 460 mm
 160 kg Frame long from seat width 480 mm



Suitable for passenger transport

Tested according to ISO 7176-19 (max. user weight 136 kg)
 *nur i.V. mit mit Rahmen lang CODE 353
 *nicht i.V. mit Hemi-Lenkabel CODE 173/4906



Hints

Our Terms and Conditions as stated at www.meyra.de/AGB shall apply
 You can find information on the measurement process at www.meyra.de/messverfahren

Valid from 01/01/2021 - 12/31/2021.
 Errors, misprints and changes reserved.

Use our K.I.S.S.S. for orders and configurations at www.kisss-by-meyra.de
 You avoid queries and incorrect orders thanks to the buildability check

- Leg supports, removable and swivelling
- Footrests flip-up, height and angle-adjustable
- Frame colour Silverline



Technical specifications

¹⁾ When using auxiliary drives, the permissible total weight must not be exceeded

	FRAME SHORT	FRAME MEDIUM	FRAME LARGE
Seat widths in mm	300 - 360	360 - 580	360 - 580
Ready for use width in mm	Seat width + 200mm / with side guard CODE 100 seat width + 180mm		
Width folded in mm	280		
Seat depth in mm	330 - 380	350 - 460	480 - 530
Seat height front/rear in mm	370-500 / 370-470	400-560 / 390-520	400-560 / 390-520
Back support height in mm	340 - 500	380 - 440	380 - 440
Arm support height in mm	165 - 240	200 - 290	200 - 290
Length with footrest in mm	880	1040	1120
Length without footrests in mm	660	770	850
User weight	75 kg	135 kg	from SW 480 160 kg
Empty weight	13 kg	13 kg	14 kg
Permissible overall weight	87 kg	*155 kg	*ab SB 480 185 kg ¹⁾
Transport weight	8 kg	8.5 kg	9 kg
Driving wheel	510 mm (20") / 560 mm (22") 560 mm (22") / 610 mm (24") 560 mm (22") / 610 mm (24")		

Please select by ticking the relevant boxes

*SBI - Sonderbau/Individuallösung

Standard version: If no other selection is made, the standard version will be delivered.


01 Seat depth and seat width in combination with frame forms

The AVANTI is available in three frame lengths. The frame length depends on the selected seat depth and is configured automatically. With all frame lengths, the frame design guarantees maximum legroom and optimum sit to stand transfer.

From SW 480mm with aluminium double cross brace

Seat width (S)	Seat depth Frame short			Seat depth Frame medium				Seat depth Frame large			
	330 mm	350mm	380mm	350mm	380mm	400 mm	430 mm	460 mm	480mm	500mm	530 mm
300 mm	<input type="checkbox"/>	<input type="checkbox"/>	<input type="checkbox"/>								
320mm	<input type="checkbox"/>	<input type="checkbox"/>	<input type="checkbox"/>								
340mm	<input type="checkbox"/>	<input type="checkbox"/>	<input type="checkbox"/>								
360mm	<input type="checkbox"/>	<input type="checkbox"/>	<input type="checkbox"/>	<input type="checkbox"/>	<input type="checkbox"/>	<input type="checkbox"/>	<input type="checkbox"/>	<input type="checkbox"/>	<input type="checkbox"/>	<input type="checkbox"/>	<input type="checkbox"/>
380mm				<input type="checkbox"/>	<input type="checkbox"/>	<input type="checkbox"/>	<input type="checkbox"/>	<input type="checkbox"/>	<input type="checkbox"/>	<input type="checkbox"/>	<input type="checkbox"/>
400 mm				<input type="checkbox"/>	<input type="checkbox"/>	<input type="checkbox"/>	<input type="checkbox"/>	<input type="checkbox"/>	<input type="checkbox"/>	<input type="checkbox"/>	<input type="checkbox"/>
420mm				<input type="checkbox"/>	<input type="checkbox"/>	<input type="checkbox"/>	<input checked="" type="checkbox"/>	<input type="checkbox"/>	<input type="checkbox"/>	<input type="checkbox"/>	<input type="checkbox"/>
440mm				<input type="checkbox"/>	<input type="checkbox"/>	<input type="checkbox"/>	<input type="checkbox"/>	<input type="checkbox"/>	<input type="checkbox"/>	<input type="checkbox"/>	<input type="checkbox"/>
460 mm				<input type="checkbox"/>	<input type="checkbox"/>	<input type="checkbox"/>	<input type="checkbox"/>	<input type="checkbox"/>	<input type="checkbox"/>	<input type="checkbox"/>	<input type="checkbox"/>
480mm						<input type="checkbox"/>	<input type="checkbox"/>	<input type="checkbox"/>	<input type="checkbox"/>	<input type="checkbox"/>	<input type="checkbox"/>
500mm						<input type="checkbox"/>	<input type="checkbox"/>	<input type="checkbox"/>	<input type="checkbox"/>	<input type="checkbox"/>	<input type="checkbox"/>
530 mm						<input type="checkbox"/>	<input type="checkbox"/>	<input type="checkbox"/>	<input type="checkbox"/>	<input type="checkbox"/>	<input type="checkbox"/>
580mm						<input type="checkbox"/>	<input type="checkbox"/>	<input type="checkbox"/>	<input type="checkbox"/>	<input type="checkbox"/>	<input type="checkbox"/>

01 Seat widths option

CODE	DESCRIPTION	SW
<input type="checkbox"/> 4541	Aluminum double crossbrace  recommended when using additional drives or high loads	360 - 460 mm

02 Front seat height (FSH) in combination with steering wheel (without seat cushion)

Please select by ticking the relevant boxes


*SBI - Sonderbau/Individuallösung

Standard version: If no other selection is made, the standard version will be delivered.

*Bei Auswahl Rahmen kurz

FSH (mm)	370	390	420	430	440	450	460	470	480	490	500
A	<input type="checkbox"/>	<input type="checkbox"/>									
C		<input type="checkbox"/>	<input type="checkbox"/>								
F			<input type="checkbox"/>	<input type="checkbox"/>	<input type="checkbox"/>	<input type="checkbox"/>	<input type="checkbox"/>	<input type="checkbox"/>	<input type="checkbox"/>	<input type="checkbox"/>	
G				<input type="checkbox"/>	<input type="checkbox"/>	<input type="checkbox"/>	<input type="checkbox"/>	<input type="checkbox"/>	<input type="checkbox"/>	<input type="checkbox"/>	<input type="checkbox"/>

CODE	Castor	Castor fork (FSH mm)	
		HEMI CODE 173	long CODE 174
151	Ø 100 mm Solid rubber	<input type="checkbox"/> A	
325	Ø 125 mm Solid rubber	<input type="checkbox"/> C	<input type="checkbox"/> F
154	Ø 142 mm soft solid rubber grey		<input type="checkbox"/> G
154	Ø 142 mm solid rubber black		<input type="checkbox"/> G
143	Ø 150 mm Solid rubber		<input type="checkbox"/> G
689	Ø 125 mm xTrends		<input type="checkbox"/> F

 The max permissible seat height difference between front and rear seat height is 80 mm!

Please select by ticking the relevant boxes

S *SBI - Sonderbau/Individuallösung

Standard version: If no other selection is made, the standard version will be delivered.

If you choose frame medium/ long

FSH (mm)	380	390	400	410	420	430	440	450	460	470	480	490	500	510	520	530	540	550	560	
B	<input type="checkbox"/>	<input type="checkbox"/>		<input type="checkbox"/>	<input type="checkbox"/>															
D			<input type="checkbox"/>			<input type="checkbox"/>														
E					<input type="checkbox"/>	<input type="checkbox"/>														
H							<input type="checkbox"/>	<input type="checkbox"/>	<input type="checkbox"/>	<input type="checkbox"/>	<input type="checkbox"/>	<input type="checkbox"/>	<input type="checkbox"/>							
I									<input type="checkbox"/>	<input type="checkbox"/>	<input type="checkbox"/>	<input type="checkbox"/>	<input type="checkbox"/>	<input type="checkbox"/>	<input type="checkbox"/>					
J										<input type="checkbox"/>	<input type="checkbox"/>	<input type="checkbox"/>	<input type="checkbox"/>	<input type="checkbox"/>	<input type="checkbox"/>	<input type="checkbox"/>				
K													<input type="checkbox"/>	<input type="checkbox"/>	<input type="checkbox"/>	<input type="checkbox"/>				
L														<input type="checkbox"/>	<input type="checkbox"/>	<input type="checkbox"/>	<input type="checkbox"/>			
M															<input type="checkbox"/>	<input type="checkbox"/>	<input type="checkbox"/>	<input type="checkbox"/>		
N																<input type="checkbox"/>	<input type="checkbox"/>	<input type="checkbox"/>	<input type="checkbox"/>	
O								<input type="checkbox"/>	<input type="checkbox"/>	<input type="checkbox"/>	<input type="checkbox"/>	<input type="checkbox"/>	<input type="checkbox"/>	<input type="checkbox"/>						

CODE	Castor	Castor fork (FSH mm)		
		HEMI CODE 173	long CODE 174	long CODE 418
151	Ø 100 mm Solid rubber	<input type="checkbox"/> B		
325	Ø 125 mm Solid rubber	<input type="checkbox"/> E		
325	Ø 125 mm Solid rubber	<input type="checkbox"/> D	<input type="checkbox"/> H	<input type="checkbox"/> K
154	Ø 142 mm soft solid rubber grey		<input type="checkbox"/> O	<input type="checkbox"/> L
154	Ø 142 mm solid rubber black		<input type="checkbox"/> O	<input type="checkbox"/> L
143	Ø 150 mm Solid rubber		<input type="checkbox"/> I	<input type="checkbox"/> M
161	Ø 180 mm PU-tyres		<input type="checkbox"/> J	<input type="checkbox"/> N
645	Ø 180 mm Pneumatic tires		<input type="checkbox"/> J	<input type="checkbox"/> N
689	Ø 125 mm xTrends		<input type="checkbox"/> H	<input type="checkbox"/> K

i The max permissible seat height difference between front and rear seat height is 80 mm!

Seat height option

CODE	DESCRIPTION
<input type="checkbox"/> 4906	HEMI-distancer block for laterally displaced steering fork i For FSH 370mm, 390mm and 420mm with frame short CPDE 351 FSH from 380mm with frame medium CODE 352 and frame long CODE 353
<input type="checkbox"/> 903	Reinforced steering wheel forks, recommended when using additional drives and higher user weights

Please select by ticking the relevant boxes

S *SBI - Sonderbau/Individuallösung

Standard version: If no other selection is made, the standard version will be delivered.

03 Seat cushions

CODE	DESCRIPTION
<input type="checkbox"/> 560	Seat cushion 30 mm
<input type="checkbox"/> 561	Seat cushion 60 mm
<input type="checkbox"/> 960	ERGOFORM seat unit
<input type="checkbox"/> 247	Seat belt slack can be tensioned

04 Rear seat height (RSH) in combination with drive wheel (without seat cushion)

*Bei Auswahl Rahmen kurz

*Bitte beachten:

Bei Auswahl eines xTrends-Antriebsrad werden bereits gewählte Codierungen in den Kategorien Greifreifen und Bereifung deaktiviert. Diese Kategorien dürfen bei Auswahl eines xTrends-Antriebsrad nicht angewählt werden.

RSH (mm)	370	400	410	420	440	450	460	470
E	<input type="checkbox"/>							
F		<input type="checkbox"/>	<input type="checkbox"/>	<input type="checkbox"/>	<input type="checkbox"/>	<input type="checkbox"/>	<input type="checkbox"/>	<input type="checkbox"/>

CODE	Driving wheel	Diameter / width of drive wheel (RSH in mm)				
		20 x 1"	22 x 1"	22 x 1 3/8"	24 x 1"	24 x 1 3/8"
651	Standard wheel, incl. quick release axle		<input type="checkbox"/> F			
706	Standard wheel, incl. drum brake		<input type="checkbox"/> F			
752	Light wheel / incl. RightRun Alu-Gr. silver	<input type="checkbox"/> E	<input type="checkbox"/> F			

i The max permissible seat height difference between front and rear seat height is 80 mm!

Please select by ticking the relevant boxes

S *SBI - Sonderbau/Individuallösung

Standard version: If no other selection is made, the standard version will be delivered.

If you choose frame medium/ long

*Bitte beachten:

Bei Auswahl eines xTrends-Antriebsrad werden bereits gewählte Codierungen in den Kategorien Greifreifen und Bereifung deaktiviert. Diese Kategorien dürfen bei Auswahl eines xTrends-Antriebsrad nicht angewählt werden.

RSH (mm)	370	390	400	410	420	430	440	450	460	470	480	490	500	510	520
A	<input type="checkbox"/>	<input type="checkbox"/>	<input type="checkbox"/>	<input type="checkbox"/>	<input type="checkbox"/>	<input type="checkbox"/>	<input type="checkbox"/>	<input type="checkbox"/>	<input type="checkbox"/>	<input type="checkbox"/>	<input type="checkbox"/>	<input type="checkbox"/>	<input type="checkbox"/>	<input type="checkbox"/>	<input type="checkbox"/>
B		<input type="checkbox"/>	<input type="checkbox"/>	<input type="checkbox"/>	<input type="checkbox"/>	<input type="checkbox"/>	<input type="checkbox"/>	<input type="checkbox"/>	<input type="checkbox"/>	<input type="checkbox"/>	<input type="checkbox"/>	<input type="checkbox"/>	<input type="checkbox"/>	<input type="checkbox"/>	<input type="checkbox"/>
C				<input type="checkbox"/>	<input type="checkbox"/>	<input type="checkbox"/>	<input type="checkbox"/>	<input type="checkbox"/>	<input type="checkbox"/>	<input type="checkbox"/>	<input type="checkbox"/>	<input type="checkbox"/>	<input type="checkbox"/>	<input type="checkbox"/>	<input type="checkbox"/>
D					<input type="checkbox"/>	<input type="checkbox"/>	<input type="checkbox"/>	<input type="checkbox"/>	<input type="checkbox"/>	<input type="checkbox"/>	<input type="checkbox"/>	<input type="checkbox"/>	<input type="checkbox"/>	<input type="checkbox"/>	<input type="checkbox"/>
E	<input type="checkbox"/>														

CODE	Driving wheel	Diameter / width of drive wheel (RSH in mm)				
		20 x 1"	22 x 1"	22 x 1 3/8"	24 x 1"	24 x 1 3/8"
651	Standard wheel, incl. quick release axle		<input type="checkbox"/> A	<input type="checkbox"/> B	<input type="checkbox"/> C	<input type="checkbox"/> D
706	Standard wheel, incl. drum brake		<input type="checkbox"/> A	<input type="checkbox"/> B	<input type="checkbox"/> C	<input type="checkbox"/> D
2651	Standard-wheel black, incl. quick release axle				<input type="checkbox"/> C	
848	SILVERDESIGN-wheel				<input type="checkbox"/> C	<input type="checkbox"/> D
695	Active-wheel				<input type="checkbox"/> C	<input type="checkbox"/> D
688	xTrends Six-Star				<input type="checkbox"/> C	
688	xTrends Ultra-Light wheel		<input type="checkbox"/> A		<input type="checkbox"/> C	
688	xTrends Black-Light wheel				<input type="checkbox"/> C	
688	Active wheel BLUE				<input type="checkbox"/> C	
688	Active wheel RED				<input type="checkbox"/> C	
688	Active wheel YELLOW				<input type="checkbox"/> C	
752	Light wheel / incl. RightRun Alu-Gr. silver	<input type="checkbox"/> E	<input type="checkbox"/> A		<input type="checkbox"/> C	

A The max permissible seat height difference between front and rear seat height is 80 mm!

05 Horizontal drive wheel position (balance point setting)

Position	PASSIVE		MEDIUM		ACTIVE	
	A	B	C	D		
Position	<input type="checkbox"/>	<input type="checkbox"/>	<input type="checkbox"/>	<input type="checkbox"/>		

Please select by ticking the relevant boxes

*SBI - Sonderbau/Individuallösung

Standard version: If no other selection is made, the standard version will be delivered.

06 Wheel camber

CODE	DESCRIPTION
<input type="checkbox"/> 907	3° Wheel camber ⚠ Not in combination with drum brake CODE 706 Not in combination with wheel base extension CODE 880

07 Handrims and handrim options (not combinable with X-Trends wheels)

CODE	DESCRIPTION
<input type="checkbox"/> 494	Aluminium ⚠ Not in combination with active wheel CODE 695
<input type="checkbox"/> 493	Stainless steel, polished
<input type="checkbox"/> 60/871	Double handrim for seat widths from 380 mm to 480 mm LEFT ⚠ Only i.c. with PU-tyres CODE 902, not in combination with drum brakes CODE 706, not in combination with one-hand pressure brake (Code 693)
<input type="checkbox"/> 74/871	Double handrim for seat widths from 380 mm to 480 mm RIGHT ⚠ Only i.c.w. PU-tyres CODE 902 Not in combination with drum brakes CODE 706, not in combination with one-hand pressure brake (Code 693)
<input type="checkbox"/> 168	Optigripp-special handrim for tetraplegics
<input type="checkbox"/> 849	Curve L, aluminium black anodised, ergonomic handrim profile, H 31 mm ⚠ only in combination wheel CODE 695, 651 or 2651
<input type="checkbox"/> 850	Curve L Tetra Grip, slip-resistant coating, aluminium, suitable for tetraplegics, ergonomic hand rim profil ⚠ only in combination wheel CODE 695, 651 or 2651
<input type="checkbox"/> 853	GEKKO, aluminium black powder coated with replaceable rubber lip, ergonomic hand rim profil ⚠ only in combination wheel CODE 695, 651 or 2651
<input type="checkbox"/> 166	Handrim coating made of silicone, smooth, black
<input type="checkbox"/> 692	Handrim distance narrow
<input type="checkbox"/> 693	Handrim distance far

⚠ Must be filled if Standard, Silverdesign or Active wheel is chosen

Please select by ticking the relevant boxes

*SBI - Sonderbau/Individuallösung

Standard version: If no other selection is made, the standard version will be delivered.

08 Tyres (not combinable with X-Trends wheels)

CODE	DESCRIPTION	Width	Ø
<input type="checkbox"/> 486	Pneumatic tyre will grooved profile	1" / 1 3/8"	22" / 24"
<input type="checkbox"/> 395	Maxxis VN Master Alpha Protect tire black, puncture resistant, 10 bar	1"	22" / 24"
<input type="checkbox"/> 902	PU-tyres, puncture safe ⚠ Not in combination with active wheel CODE 695	1" / 1 3/8"	22" / 24"
<input type="checkbox"/> 897	Marathon-Plus-Evolution tyres, puncture protected	1"	22" / 24"
<input type="checkbox"/> 363	Schwalbe ONE tires, no profile, puncture resistant	1"	24"

⚠ Must be filled if Standard, Silverdesign or Active wheel is chosen

Note: Tyres consist of a rubber compound which may leave permanent marks or be hard to remove from some surfaces (e.g. plastic, wooden or parquet flooring, rugs and carpets).

We cannot accept liability for any abrasion damage to flooring.

09 Brakes

CODE	DESCRIPTION
<input type="checkbox"/> 305	Pressure brake for user without drum brake wheel ⚠ not i.c. with drum brake wheel
<input type="checkbox"/> 680	Pressure brake for user with drum brake wheel
<input type="checkbox"/> 650/60	One-hand pressure brake LEFT (incl.brake lever long, foldable) ⚠ not i.c. with double handrim RIGHT (Code 871/74)
<input type="checkbox"/> 650/74	One-hand pressure brake RIGHT (incl.brake lever long, foldable) ⚠ not i.c. with double handrim LEFT (Code 871/60)
<input type="checkbox"/> 73	Side panel brake, brake integrated in clothing guard ⚠ only in conjunction with CODE 100
<input type="checkbox"/> 681	Brake lever extension, foldable, firmly mounted
<input type="checkbox"/> 986	Attachable brake lever extension






Please select by ticking the relevant boxes

*SBI - Sonderbau/Individuallösung


Standard version: If no other selection is made, the standard version will be delivered.

10 Back strap height (BH)

Adjustable Velcro backrest straps

CODE	DESCRIPTION	Height
<input type="checkbox"/> 434	Back strap, adjustable with velcro straps	340 mm
<input type="checkbox"/> 436	Back strap, adjustable with velcro straps	360 mm
<input type="checkbox"/> 438	Back strap, adjustable with velcro straps	380 mm
<input type="checkbox"/> 635	Back strap, adjustable with velcro straps	400 mm
<input type="checkbox"/> 442	Back strap, adjustable with velcro straps	420 mm
<input type="checkbox"/> 444	Back strap, adjustable with velcro straps	440 mm
<input type="checkbox"/> 2046	Back strap, adjustable with velcro straps  not in combination with push handle CODE 502	460 mm
<input type="checkbox"/> 634	Back strap, adjustable with velcro straps  not in combination with push handle CODE 502	480 mm
<input type="checkbox"/> 637	Back strap, adjustable with velcro straps  not in combination with push handle CODE 502	500 mm
<input type="checkbox"/> 983	Back strap with telescopic back height adjustment (4 steps à 15 mm)  not in combination with push handle CODE 502 not in combination with lumbar curve CODE 622	350 - 410 mm
<input type="checkbox"/> 984	Back strap with telescopic back height adjustment (4 steps à 15 mm)  not in combination with push handle CODE 502 not in combination with lumbar curve CODE 622	400 - 460 mm

11 Back support angle

CODE	DESCRIPTION
<input type="checkbox"/> 621	Back without lumbar support
<input type="checkbox"/> 622	Back with lumbar support
<input type="checkbox"/> 29	Back, adjustable in angle from seating surface +/- 10° in 5° steps  not in combination with Lumbalknick CODE 622, not in combination with side guard CODE 107, from backrest height 380 mm

Please select by ticking the relevant boxes

*SBI - Sonderbau/Individuallösung

Standard version: If no other selection is made, the standard version will be delivered.

Back support options

CODE	DESCRIPTION
<input type="checkbox"/> 410	Push handles long
<input type="checkbox"/> 413	Push handles short ⚠ Not in combination with push bar CODE 814, not in combination with drum brake CODE 706
<input type="checkbox"/> 502	Push handle mounted to the frame tube, continuously height adjustable to 170 mm ⚠ Only combination with backrest height 340 - 440 mm
<input type="checkbox"/> 814	Horizontal push bar, stabilises the back support under heavy strain ⚠ only i.c.w. Push handle long CODE 410
<input type="checkbox"/> 238	Stabilising bracket for the back support, folding ⚠ possible from SW 320 mm
<input type="checkbox"/> 913	Head support, 300 mm continuously height adjustable ⚠ Only i.c. with push bar CODE 814
<input type="checkbox"/> 26	Backrest, 30° infinitely variable adjustment with gas pressure spring back for height 420 mm ⚠ only i.c. with CODE 352 or frame long CODE 353 only i.c. with transverse pushbar CODE 814 only i.c. with adjustable back CODE 575 only i.c. with side panels CODE 107 only i.c. with wheel camber 0° CODE 423 only i.c. with wheelbase extension CODE 880

In the event of one-sided strain on the back, we recommend the use of a stabilising bar or reinforcement.

11 ErgoSeat Pro thorax pelottes

CODE	DESCRIPTION
<input type="checkbox"/> 2032	ErgoSeat Pro thorax pelottes, small, pair ⚠ Recommended at back height 300 - 400 mm
<input type="checkbox"/> 2021	ErgoSeat Pro thorax pelottes, large, pair ⚠ Recommended at back height 400 - 450 mm

Please select by ticking the relevant boxes

*SBI - Sonderbau/Individuallösung

Standard version: If no other selection is made, the standard version will be delivered.

12 Arm supports and arm pads

Functional properties:

- 1) fixed
- 2) swivel up
- 3) detachable
- 4) lockable
- 5) height-adjustable armrest
- 6) with wheel cover
- 7) space-saving swivel in

CODE	DESCRIPTION	Functions
<input type="checkbox"/> 21	Reinforced arm support, height adjustable arm support with a button, extra long, suitable for therapy table ⚠ Not i.c. with short frame CODE 351	2,3,4,5,7
<input type="checkbox"/> 81	Side guard, height adjustable armrest via push button, short ⚠ suitable for therapy only in combination with short frame CODE 351	2,3,4,5,7
<input type="checkbox"/> 84	Arm support, height adjustable arm support with a button, standard, suitable for therapy table ⚠ Not i.c. with short frame CODE 351	2,3,4,5,7
<input type="checkbox"/> 100	Aluminium arm support in frame colour with carbon insert ⚠ Not i.c. with drive wheel position A passive not i.c. with one-hand pressure brake CODE 650	1,6
<input type="checkbox"/> 107	Side part in black, with one-hand operation height-adjustable armrest, depth adjustable and suitable for therapy tables ⚠ not in combination with short frame CODE 351, from rear seat height 450 mm	2,3,4,5,7
<input type="checkbox"/> 748	Aluminium arm support in frame colour with carbon insert, incl. height adjustable arm support (screwed on) ⚠ Not in combination with drive wheel position A passive, therapy table compatible only in combination with frame shape short CODE 351	1,5,6
<input type="checkbox"/> 98	Side part made of aluminum in frame color with carbon insert and 50 mm wheel cover	1,6

13 Leg supports

Left leg support		Right leg support					
		Code 94	Code 52	Code 92	Code 93	Code 293	Code 2192
Without leg support	Code 94	<input type="checkbox"/>	<input type="checkbox"/>	<input type="checkbox"/>	<input type="checkbox"/>		
Amputee leg support	Code 52	<input type="checkbox"/>	<input type="checkbox"/>		<input type="checkbox"/>		
Can be removed, moved away and swung up	Code 92			<input type="checkbox"/>	<input type="checkbox"/>		
Removable, swing away	Code 93	<input type="checkbox"/>	<input type="checkbox"/>	<input type="checkbox"/>	<input type="checkbox"/>		
Compact 78°	Code 293					<input type="checkbox"/>	
Shortened, can be removed, moved away and swung up	Code 2192						<input type="checkbox"/>

⚠ CODE 92 only in conjunction with footrests CODE 798 not in conjunction with frame short CODE 351
CODE 2192 only in conjunction with footrests CODE 798, not in conjunction with frame short CODE 351

Please select by ticking the relevant boxes





*SBI - Sonderbau/Individuallösung

Standard version: If no other selection is made, the standard version will be delivered.

*Fußstützen (Auswahl Rahmen kurz)

*USL K **290 300 310 320 330 340 350 360 370 380 390**

A

CODE xR	LSL	DESCRIPTION	depth
<input type="checkbox"/> 54	<input checked="" type="checkbox"/> A	Continuous footrest, 60 mm depth adjustable (in 4 steps) in frame colour, up-folding, height and angle adjustable	150 mm
<input type="checkbox"/> 87	<input checked="" type="checkbox"/> A	One-piece footrest, 15 mm depth-adjustable, in frame colour, flip-up, height and angle-adjustable  up to seat width 480 mm	100 mm
<input type="checkbox"/> 798	<input checked="" type="checkbox"/> A	Footrests divided, height adjustable, up-folding and height and angle adjustable  from seat width 380mm	160 mm
<input type="checkbox"/> 808	<input checked="" type="checkbox"/> A	Footrests divided, up-folding, depth adjustable, height and angle adjustable	150 mm
<input type="checkbox"/> 4312	<input checked="" type="checkbox"/> A	Stable aluminium profile LED footrest incl. headlamp and tail light in frame colour, one piece, height, depth and angle adjustable, incl. Bluetooth module  From seat width 360 mm	100 mm
<input type="checkbox"/> 4313	<input checked="" type="checkbox"/> A	Stable aluminium profile LED footrest incl. headlamp and tail light in frame colour, one piece, height, depth and angle adjustable  From seat width 360 mm	100 mm

Please select by ticking the relevant boxes

*SBI - Sonderbau/Individuallösung

Standard version: If no other selection is made, the standard version will be delivered.

Footrests (Selection of frame medium/large)

*USL M/L **380 390 400 410 420 430 440 450 460 470 480 490 500 510 520**

A

CODE xR	LSL	DESCRIPTION	depth
<input type="checkbox"/> 54	A	Continuous footrest, 60 mm depth adjustable (in 4 steps) in frame colour, up-folding, height and angle adjustable	150 mm
<input type="checkbox"/> 87	A	One-piece footrest, 15 mm depth-adjustable, in frame colour, flip-up, height and angle-adjustable ! up to seat width 480 mm	100 mm
<input type="checkbox"/> 798	A	Footrests divided, height adjustable, up-folding and height and angle adjustable ! from seat width 380mm	160 mm
<input type="checkbox"/> 808	A	Footrests divided, up-folding, depth adjustable, height and angle adjustable	150 mm
<input type="checkbox"/> 4312	A	LED footrest one-piece, made of strong aluminum in frame color, height / depth and angle adjustable, incl. Bluetooth module ! From seat width 360 mm not in conjunction with CODE 822 shoe holder strap not in conjunction with CODE 823 heel loops (pair) not in conjunction with CODE 946 calf strap	100 mm
<input type="checkbox"/> 4313	A	LED footrest one-piece, made of strong aluminum in frame color, height / depth and angle adjustable ! From seat width 360 mm not in conjunction with CODE 822 shoe holder strap not in conjunction with CODE 823 heel loops (pair) not in conjunction with CODE 946 calf strap	100 mm

Footrest accessories

CODE	DESCRIPTION
<input type="checkbox"/> 946	Calf straps for single footplate
<input type="checkbox"/> 822	Shoe fastening strap (pair)
<input type="checkbox"/> 823	Heel cup (pair)
<input type="checkbox"/> 2092	Stepless adjustment lower leg length ! Only i.c.w. Leg support CODE 92
<input type="checkbox"/> 2093	Stepless adjustment lower leg length ! only in combination with legrest CODE 93
<input type="checkbox"/> 3532	Reduced lower shank length ! only in combination with legrest CODE 93
<input type="checkbox"/> 716	Normal lower leg length

Please select by ticking the relevant boxes

S *SBI - Sonderbau/Individuallösung

Standard version: If no other selection is made, the standard version will be delivered.

14 Frame colours

CODE	DESCRIPTION
<input type="checkbox"/> 4919	Silverline
<input type="checkbox"/> 212	Polar white
<input type="checkbox"/> 216	Deep black
<input type="checkbox"/> 186	Magicblue
<input type="checkbox"/> 130	Titanium grey
<input type="checkbox"/> 227	Red Metallic
<input type="checkbox"/> 4922	Green-Metallic
<input type="checkbox"/> 4923	Orange-Metallic
<input type="checkbox"/> 206	Matt Black
<input type="checkbox"/> 224	Blue-Metallic
<input type="checkbox"/> 4040	Downtowngrey
<input type="checkbox"/> 4041	Magicblack Matt
<input type="checkbox"/> 4042	Blue Metallic Matt
<input type="checkbox"/> 4044	Red Metallic Matt

Other frame colours possible on request at a surcharge! See range of colours in introduction to catalogue.

Individual color steering fork / Varioblock

Colour code **130 186 206 212 216 224 227 4919 4922 4923**

A

CODE xR	Colour code	DESCRIPTION
<input type="checkbox"/> 2205	A	Steering fork and Varioblock in individual color ! Not in conjunction with Hemi-castor fork CODE 173/4906

Please select by ticking the relevant boxes

S *SBI - Sonderbau/Individuallösung

Standard version: If no other selection is made, the standard version will be delivered.

15 Seat and back strap colours

CODE	DESCRIPTION
<input type="checkbox"/> 287	Deep black, polyester
<input type="checkbox"/> 292	Net fabric, breathable , black ⚠ only possible for back support

16 Hand and spoke guard

CODE	DESCRIPTION
<input type="checkbox"/> 489	Transparent ⚠ Only i.c. with SILVERDESIGN WHEEL CODE 651

17 Support castors

CODE	DESCRIPTION
<input type="checkbox"/> 728	Support castors, 1 pair, swivelling (recommended) ⚠ not in combination with CODE 309 step-tubes Pair not in combination with CODE 4930 step-tube left not in combination with CODE 4931 step-tube right
<input type="checkbox"/> 729	1 support castor, swivelling, mounted left ⚠ not in combination with CODE 309 step-tubes pair not in combination with CODE 4930 step-tube mounted on the left
<input type="checkbox"/> 730	1 support castor, swivelling, mounted right ⚠ not in combination with CODE 309 step-tubes pair not in combination with CODE 4931 step-tube mounted on the right
<input type="checkbox"/> 712	Anti-tip-wheel, insertable, removable, mounted on the left ⚠ only in combination with kickstand CODE 4931 or step tubes CODE 309
<input type="checkbox"/> 713	Anti-tip-wheel, insertable, removable, mounted on the right ⚠ only in combination with kickstand CODE 4931 or step tubes CODE 309
<input type="checkbox"/> 691	Anti-tip-wheels, insertable, removable (pair) ⚠ only in combination with CODE 309

18 Pedal tubes

CODE	DESCRIPTION
<input type="checkbox"/> 309	Pedal caps (1 pair)
<input type="checkbox"/> 4930	Pedal cap, mounted left
<input type="checkbox"/> 4931	Pedal cap, mounted right

Please select by ticking the relevant boxes

S *SBI - Sonderbau/Individuallösung

Standard version: If no other selection is made, the standard version will be delivered.

19 Therapy tables

CODE	DESCRIPTION
<input type="checkbox"/> 929	Therapy table plastic, transparent, adjustable from 380 - 580 mm seat width ⚠️ only in conjunction with side panel CODE 21 / CODE 84/ CODE 107 with frame middle or long only in conjunction with side panel CODE 81 with frame short
<input type="checkbox"/> 930	Therapy table for self-drivers, plastic, transparent slide-on for defined seat width, with front edge ⚠️ from seat width 380 mm possible in combination with side guard CODE 21, CODE 84 or CODE 107
<input type="checkbox"/> 4662	Therapy table, half-sided left, plastic, transparent, ergonomically formed ⚠️ Only in combination with sideguard CODE 21 / CODE 84 or CODE 107
<input type="checkbox"/> 4663	Therapy table, half-sided right, plastic, transparent, ergonomically formed ⚠️ Only in combination with sideguard CODE 21 / CODE 84 or CODE 107
⚠️ With 24" wheels and a rear seat height of less than 470 mm, there is a resulting limitation in terms of armrest height with use of the therapy table CODE 929/CODE 930	

20 Accessories

CODE	DESCRIPTION
<input type="checkbox"/> 833	Retaining strap with buckle
<input type="checkbox"/> 970	Walking aid holder ⚠️ Only i.c.w. pedal tube Code 309/4930/4931
<input type="checkbox"/> 819	Reflectors
<input type="checkbox"/> 951	Accessory net
<input type="checkbox"/> 912	Air-pump with holder
<input type="checkbox"/> 936	Sliding board, plastic for repositioning
<input type="checkbox"/> 585	Infusion post "UNIVERSAL"
<input type="checkbox"/> 2032	Thorax cushions, pair, small
<input type="checkbox"/> 679	Folding lock

Please select by ticking the relevant boxes *SBI - Sonderbau/Individuallösung Standard version: If no other selection is made, the standard version will be delivered.**Xtrends accessories**

Item	DESCRIPTION	HMV
<input type="checkbox"/> 261519300	X-TREME Backpack	
<input type="checkbox"/> 261519600	Wheel pouch „BLACK WHEEL CASE“ fitting for max. 2 x 24“ wheels resp. each 1 x 25“ or 26“ wheel	18.99.99.0999
<input type="checkbox"/> 1074231	Wheel pouch „MEYRA ACTIVE“, fitting for max. 3 x 28“ wheels	
<input type="checkbox"/> 206964600	3M Spoke reflectors	18.99.99.0999
<input type="checkbox"/> 1080617	Tire pressure monitoring system for vehicles with 4 wheels	
<input type="checkbox"/> 1080618	Tire pressure monitoring system for vehicles with 2 wheels	

Remarks		
<div style="background-color: #e6f2ff; height: 250px;"></div>		
Date	City	Signature
<div style="background-color: #e6f2ff; height: 30px;"></div>	<div style="background-color: #e6f2ff; height: 30px;"></div>	<div style="background-color: #e6f2ff; height: 30px;"></div>